

# Fiscal Policy and Debt Management with Incomplete Markets\*

**Anmol Bhandari**  
bhandari@umn.edu

**David Evans**  
devans@uoregon.edu

**Mikhail Golosov**  
golosov@princeton.edu

**Thomas J. Sargent**  
thomas.sargent@nyu.edu

April 7, 2017

## Abstract

A Ramsey planner chooses a distorting tax on labor and manages a portfolio of securities in an economy with incomplete markets. We develop a method that uses second order approximations of Ramsey policies to obtain formulas for conditional and unconditional moments of government debt and taxes that include means and variances of the invariant distribution as well as speeds of mean reversion. The asymptotic mean of the planner's portfolio minimizes a measure of fiscal risk. We obtain analytic expressions that approximate moments of the invariant joint distribution of the primary government deficit, aggregate consumption, and returns on traded securities. For U.S. data, we find that the optimal target debt level is negative but close to zero, that the invariant distribution of debt is very dispersed, and that mean reversion is slow.

KEY WORDS: Distorting taxes. Spanning. Transfers. Optimal Portfolio. Government debt.  
JEL CODES: E62, H63, G18

## 1 Introduction

This paper models a Ramsey planner who optimally manages a portfolio of debts and other securities to smooth fluctuations in tax distortions in an incomplete markets economy subject to aggregate shocks. Within a production economy without capital, the government raises revenue by issuing securities and imposing a linear tax on labor income, which it spends on exogenous government expenditures, payouts on government securities, and transfers. The government and private agents trade an exogenously specified set of risky securities whose returns depend on the aggregate state. An economy with complete markets and an economy with a one-period risk-free bond only are interesting special cases.

---

\*We thank Fernando Alvarez, David Backus, V.V. Chari, Maryam Farboodi, Emmanuel Farhi, Xavier Gabaix, Lars Peter Hansen, Nicola Pavoni, Ali Shourideh, Harald Uhlig, Pierre Yared, Stephen Zeldes and seminar participants at numerous conferences and seminars for helpful comments

We make extensive use of an approximation to a Ramsey plan that we construct from second order perturbations around current levels of government debt. We confirm that these quadratic approximations are accurate by comparing them to solutions obtained using numerical methods. Under conditions that we describe, the approximating laws of motion are linear functions of the aggregate shocks and the current level of government debt. Our quadratic approximations then enable analytic and interpretable expressions for means, variances, and rates of convergence to an invariant distribution of debt, tax revenues, and tax rates.<sup>1</sup> Empirical counterparts to our expressions for these objects can be constructed from data on the primary government deficit, aggregate consumption, and returns on securities traded by the government. We show that the mean of the government’s optimal debt portfolio eventually minimizes a particular criterion that measures fiscal risk.

To isolate underlying principles, we start with a baseline setting in which agents have quasi-linear preferences and the market structure is restricted to a single security whose payout we allow to be correlated with the government purchase process. The joint distribution of returns and government purchases is i.i.d. over time. From the planner’s Euler equations, we establish the existence of an invariant distribution of government debt. Up to third-order terms, we show that the drift in the dynamics of debt is proportional to the covariance of returns with total government spending (debt service plus exogenous government purchases). A level of debt that minimizes the variance of total government spending sets this covariance to zero and serves as a point of attraction for the stochastic process for debt. The speed of mean reversion is inversely proportional to the variance of the return on the security, and the variance of the invariant distribution is proportional to the amount of risk that the government bears at its risk-minimizing debt level. Later sections of the paper show that the principle that government debt approaches a level that minimizes fiscal risk extends well beyond our baseline case.

Allowing trade in more securities yields additional insights. If returns satisfy a spanning condition, the planner can replicate a complete markets allocation like Lucas and Stokey’s (1983). When that spanning condition is not satisfied, being able to trade more securities decreases the speed of convergence to the invariant distribution because additional securities facilitate hedging and thereby lower the cost of being away from a long-run target level of government debt. By assuming two particular securities, a consol and a short-term security, we derive prescriptions for optimal maturity management. In this two-security case, the riskiness of the return on the short-maturity asset relative to that on the consol affects the average maturity of the total debt. In particular, if the return on the long maturity bond is riskier than the return on the short-maturity bill, then the optimal maturity of the planner’s portfolio is inversely proportional to total public debt and most adjustment to aggregate shocks is done with the bill. We extend the analysis to incorporate risk aversion and more general shock processes. We show that insights from the baseline model apply provided that we use concepts of “effective returns” and “effective shocks” – returns on the government debt portfolio and innovations to the present discounted value of the primary government deficit adjusted by marginal utilities of consumption, respectively.

In a quantitative section, we pursue two goals: (i) to verify the accuracy of our quadratic approximations using global numerical methods; and (ii) to study implications of the model for

---

<sup>1</sup>We can also use our quadratic approximation to get analytic expressions for other moments.

realistic shock and return processes. To this end, we use U.S. data to calibrate plausible shock and return processes. Our analytical expressions are shown to be accurate in the calibrated model. We find that asymptotically the optimal level of government debt is close to zero and that the optimal policy for government debt displays slow mean reversion (a half-life of almost 250 years). These results are driven by the fact that a significant amount of variation in returns to the U.S. portfolio is uncorrelated with output; that implies that holding large quantities of debt or assets would frustrate hedging objectives.

To focus on some important forces, our paper obviously shuts down forces emphasized in other theories of optimal levels of government debt. For example, by allowing a government each period to choose whether or not to service its debt, the literature on sovereign debt focuses attention on how the adverse consequences of default endogenously generate incentives to repay debt obligations. The government in our model has no default option and requires no incentives to repay. This eliminates the design of incentives to induce payment as determinants of the level of government debt and its maturity composition and puts the hedging considerations on which we focus front and center. Our model describes optimal fiscal policy of a government that never contemplates dishonoring its debts. (We like to think of the U.S. and some European governments as being in this situation.) Additionally, we focus on real debt. Extending our approach to economies with possibilities of default and monetary economies is straightforward but space-consuming as it would require us to introduce several layers of additional complications to our model. We leave that for future work.

## 1.1 Relationships to literatures

Our paper builds on a large literature about a Ramsey planner who chooses a competitive equilibrium with distorting taxes once-and-for-all at time zero.<sup>2</sup> Many of these papers assume either complete markets as in Lucas and Stokey (1983), Buera and Nicolini (2004), Angeletos (2002), or a one-period risk-free bond only and quasilinear preferences as in Barro (1979) and Aiyagari et al. (2002). In contrast, our analysis allows a more general incomplete markets structure and risk-aversion. In both complete market economies and quasilinear settings with a risk-free bond only, *any* level of debt is optimal in the sense that the Ramsey planner sets a time 0 conditional mathematical expectation of public debt in all future periods equal to initial debt. We show that this result is fragile: small departures from the assumptions in those earlier papers imply that, driven by hedging considerations, starting from any initial debt, government debt converges to a unique risk-minimizing level.

In a related context, Barro (1999, 2003) studies tax smoothing in an environment in which revenue needs are deterministic but refinancing opportunities are stochastic. In Barro's setting, it is optimal for a government to issue a consol as a way to insulate inter-temporal tax smoothing motives from concerns about rolling over short maturity debt at uncertain prices. In contrast, our analysis allows both revenue needs and returns on the debt to be stochastic. We estimate empirically relevant properties of returns on debt and then find an optimal government portfolio associated with those returns.

Technically, our paper is closely related to Aiyagari et al. (2002). Those authors include an

---

<sup>2</sup>For instance Lucas and Stokey (1983), Aiyagari et al. (2002), Chari et al. (1994), Farhi (2010).

analysis of an economy in which a representative agent has quasilinear preferences. In addition to a linear labor tax, they allow a uniform nonnegative lump sum transfer. They find that there is a continuum of invariant distributions for debt, all of which feature a zero labor tax rate and debt levels that are negative and sufficiently large in absolute value to finance all government expenditures from the government's interest revenues, with nonnegative transfers absorbing all aggregate fluctuations by adjusting one-to-one with the aggregate shock.

In Section 3.1, we depart from Aiyagari et al. (2002) and model optimal transfers as arising from an explicit redistribution motive by including agents who cannot afford to pay positive lump sum taxes. We show that so long as the utility functions of those agents are strictly concave and the planner cares about them, the Ramsey plan ultimately targets a (generally unique) level of debt that minimizes risk as in our representative agent settings. The invariant distribution studied by Aiyagari et al. (2002) emerges only in a limit as the risk-aversion of all recipients of transfers goes to zero.

The equilibrium approximation tools that we apply in this paper are complementary to ones used by Faraglia et al. (2012), Lustig et al. (2008), and Siu (2004), who numerically study optimal Ramsey plans in specific incomplete markets settings. Our approximation method allows us to derive closed form expressions for the invariant distribution of debt and taxes that illuminate underlying forces. Our work is also related to Debortoli et al. (forthcoming, 2016) who numerically characterize optimal debt management when a government cannot commit to future taxes.

Our theory of government portfolio management shares features of the single-investor optimal portfolio theory of Markowitz (1952) and Merton (1969). Bohn (1990) and Lucas and Zeldes (2009) use insights from the single-investor literature to study portfolio choices of a government in partial equilibrium settings after having specified a government loss function. We also build on the work of Farhi (2010) who derives the CCAPM equations in the incomplete market Ramsey settings similar to ours. We show that the Ramsey planner chooses a portfolio to minimize a measure of fiscal risk and derive closed form expressions for the optimal portfolio.

The remainder of this paper is organized as follows. In Section 2, we analyze a streamlined setting in which only one risky security can be traded and the representative agent has quasilinear preferences. In Section 3, we extend the analysis to include multiple assets, persistent shocks, concerns for redistribution, and risk aversion. In Section 4, we study a quantitative example with parameters calibrated to U.S. data.

## 2 Quasilinear preferences

We begin with a streamlined setting. Time is discrete and infinite with periods denoted  $t = 0, 1, \dots$ . Each of a measure one of identical agents has preferences over consumption and labor supply sequences  $\{c_t, l_t\}_t$  that are ordered by

$$\mathbb{E}_0 \sum_{t=0}^{\infty} \beta^t \left( c_t - \frac{1}{1+\gamma} l_t^{1+\gamma} \right), \quad (1)$$

where  $\mathbb{E}_t$  is a mathematical expectations operator conditioned on time  $t$  information and  $\beta \in (0, 1)$  is a time discount factor. One unit of labor produces one unit of a nonstorable single good that can be consumed by households or the government. Feasibility requires

$$c_t + g_t = l_t, \quad t \geq 0, \quad (2)$$

where  $g_t$  denotes government consumption.

The government imposes a flat tax at rate  $\tau_t$  on labor earnings and buys or sells a single one-period security having an exogenous state-contingent payoff  $p_t$ . Consumers sell or buy that same security, so it is in zero net supply each period. Let  $B_t$  be the number of securities that the government sells in period  $t$  at price  $q_t$ . Government budget constraints are

$$g_t + p_t B_{t-1} = \tau_t l_t + q_t B_t, \quad t \geq 0. \quad (3)$$

A probability measure  $\pi(ds)$  over a compact set  $S$  governs an exogenous i.i.d. shock  $s_t$  that determines both government purchases and payoffs on the single security, positive random variables  $g, p$  with means  $\bar{g}, \bar{p}$ .

We let  $s^t = (s_0, \dots, s_t)$  denote a history of shocks. We often use  $x_t$  to denote a random variable  $x$  with a time  $t$  conditional distribution that is a function of history  $s^{t-1}$ . It is convenient to define  $B_t \equiv q_t B_t$  and  $R_{t+1} \equiv p_{t+1}/q_t$  and to re-write the government's time  $t$  budget constraint (3) as

$$g_t + R_t B_{t-1} = \tau_t l_t + B_t.$$

A representative agent's time  $t$  budget constraint is

$$c_t + b_t = (1 - \tau_t) l_t + R_t b_{t-1}, \quad (4)$$

where  $b_t$  is his purchase of the single security. The period  $t$  market clearing condition for the security is

$$b_t = B_t. \quad (5)$$

We exogenously confine government debt to a compact set

$$B_t \in [\underline{B}, \overline{B}]. \quad (6)$$

The assumption of compactness of the feasible debt simplifies the analysis. We make the bounds sufficiently large that they do not affect the properties of the joint invariant distributions of government debt and the tax rate that we analyze below.

**Definition 1.** A *competitive equilibrium* given an initial government debt  $B_{-1}$  at  $t = 0$  is a sequence  $\{c_t, l_t, B_t, b_t, R_t, \tau_t\}_t$  such that (i)  $\{c_t, l_t, b_t\}_t$  maximize (1) subject to the budget constraints (4); and (ii) constraints (2), (3), (5), and (6) are satisfied. An *optimal competitive equilibrium* given  $B_{-1}$  is a competitive equilibrium that has the highest value of (1).

The single-security incomplete markets models of Barro (1979) and Aiyagari et al. (2002) assume that the security's payout is risk-free, a special case of our setup in which  $p(s)$  is inde-

pendent of  $s$ . The payoff shocks aim to capture a general setting where macroeconomic shocks such as expenditure or productivity affect returns on the government's portfolio either directly or indirectly through the response of tax policies to these shocks. We disentangle these concerns by first studying a quasilinear economy where returns, modeled directly using  $p(s)$  on traded securities, are arbitrarily correlated with macroeconomic shocks, each other and across time. In the baseline outlined above we have correlated shocks that drive expenditures and returns but are i.i.d across time. In Sections 3.2 and 3.3 we allow for multiple assets that can be long-lived and in positive net supply (for example Lucas trees) and also more general shocks that follow Markov processes. Furthermore, in Section 3.4 we show that an economy with risk averse agents who trade a riskless bond closely resembles our quasilinear setup where payoffs are risky and chosen to be positively correlated with expenditure shocks.

The representative consumer's first-order necessary conditions for an optimum imply that

$$1 - \tau_t = l_t^\gamma, \quad \mathbb{E}_{t-1} R_t = \frac{1}{\beta}. \quad (7)$$

The security price  $q_t$  satisfies  $q_t = \beta \bar{p}$ , so the return on the security  $R_t(s^t) = \frac{p(s^t)}{\beta \bar{p}}$ . Substitute (7) into the consumer's budget constraint to obtain

$$c_t = l_t^{1+\gamma} + R_t B_{t-1} - B_t. \quad (8)$$

Use (8) to eliminate  $c_t$  from the feasibility condition (2) to obtain the following implementability constraints:

$$l_t - l_t^{1+\gamma} + B_t = R_t B_{t-1} + g_t. \quad (9)$$

**Lemma 1.** *If  $\{c_t, l_t, B_t, b_t, R_t, \tau_t\}_t$  is a competitive equilibrium given  $B_{-1}$  then  $\{l_t, B_{t-1}\}_t$  satisfies (6) and (9) for all  $t \geq 0$ . If  $\{l_t, B_{t-1}\}_t$  satisfies (6) and (9) for given  $B_{-1}$  and all  $t \geq 0$  then there exist  $\{c_t, b_t, R_t, \tau_t\}_t$  such that  $\{c_t, l_t, B_t, b_t, R_t, \tau_t\}_t$  is a competitive equilibrium given  $B_{-1}$ .*

Lemma 1 allows us to compute an optimal competitive equilibrium allocation and a government debt process by solving

$$\max_{\{l_t, B_t\}_t} \mathbb{E}_0 \sum_{t=0}^{\infty} \beta^t \left[ (R_t B_{t-1} - B_t) + \frac{\gamma}{1+\gamma} l_t^{1+\gamma} \right], \quad (10)$$

where maximization is subject to constraints (6) and (9). The objective function in (10) is a version of (1) in which we have used (8) to eliminate  $c_t$ .

Appendix A.1 shows that it is optimal to set the tax rate to the left of the peak of the Laffer curve, which implies that the optimal tax rate  $\tau_t$  and labor supply  $l_t$  are described by one-to-one mappings from total tax revenues  $Z_t = \tau_t l_t$ . Tax revenues are bounded from above by the level  $\bar{Z}$  associated with a tax rate at the peak of the Laffer curve.<sup>3</sup> For a given level of tax revenues

<sup>3</sup>The expression for the maximum revenue is  $\bar{Z} = \gamma \left( \frac{1}{1+\gamma} \right)^{1+1/\gamma}$ .

$Z$ , the corresponding tax rate  $\tau(Z)$  and labor supply  $l(Z)$  satisfy

$$\begin{aligned} Z &= \tau(Z) (1 - \tau(Z))^{\frac{1}{\gamma}} \\ &= l(Z) - l(Z)^{1+\gamma}, \end{aligned} \quad (11)$$

which are well defined for all  $Z \leq \bar{Z}$ . Functions  $l(\cdot), -\tau(\cdot)$  are decreasing. Let  $\Psi(Z) \equiv \frac{1}{1+\gamma} l(Z)^{1+\gamma}$  be the utility cost of supplying labor required to raise tax revenues  $Z$ .  $\Psi$  is strictly decreasing, strictly concave, and differentiable on  $(-\infty, \bar{Z}]$  and satisfies Inada conditions  $\lim_{Z \rightarrow -\infty} \Psi'(Z) = 0$  and  $\lim_{Z \rightarrow \bar{Z}} \Psi'(Z) = -\infty$ .

An optimal value function  $V(B_-)$  for Problem (10) satisfies the Bellman equation

$$V(B_-) = \max_{Z(\cdot), B(\cdot)} \int [(R(s)B_- - B(s)) + \gamma\Psi(Z(s)) + \beta V(B(s))] \pi(ds) \quad (12)$$

where maximization is subject to  $Z(s) \leq \bar{Z}, B(s) \in [\underline{B}, \bar{B}]$ , and

$$Z(s) + B(s) = R(s)B_- + g(s) \quad \text{for all } s. \quad (13)$$

Strict concavity and differentiability of  $\Psi$  implies that  $V$  is also strictly concave and differentiable. Policy functions  $\tilde{B}(s, B_-)$  and  $\tilde{Z}(s, B_-)$  attain the right side of Bellman equation (12). Let  $\tilde{\tau}(s, B_-)$  denote the associated optimal tax rate policy. Gross government expenditures  $E(s, B_-)$ , an important endogenous variable, are

$$E(s, B_-) = R(s)B_- + g(s), \quad (14)$$

which equals government expenditures including interest and repayment of government debt. Aggregate shocks have effects on  $E(s, B_-)$  that depend partly on government debt  $B_-$ .

We begin our analysis by stating a lemma that summarizes some key properties of optimal policy rules.

**Lemma 2.**  *$\tilde{B}, \tilde{Z}$ , and  $\tilde{\tau}$  are increasing in  $E$  in the sense that  $E(s'', B_-'') > E(s', B_-')$  implies  $\tilde{B}(s'', B_-'') \geq \tilde{B}(s', B_-')$ ,  $\tilde{Z}(s'', B_-'') \geq \tilde{Z}(s', B_-')$ , and  $\tilde{\tau}(s'', B_-'') \geq \tilde{\tau}(s', B_-')$  with strict inequalities if  $\tilde{B}(s'', B_-''), \tilde{B}(s', B_-') \in (\underline{B}, \bar{B})$ .*

Let  $\{\tilde{B}_t, \tilde{Z}_t\}_t$  be the optimum process generated by policy functions  $\tilde{B}(s, B_-)$  and  $\tilde{Z}(s, B_-)$ . First-order conditions associated with the maximization Problem (12) imply that if  $\tilde{B}_t$  is interior, then the marginal social value of assets  $V'(\tilde{B}_t)$  satisfies<sup>4</sup>

$$V'(\tilde{B}_t) = \beta \mathbb{E}_t R_{t+1} V'(\tilde{B}_{t+1}) = \mathbb{E}_t V'(\tilde{B}_{t+1}) + \beta \text{cov}_t(R_{t+1}, V'(\tilde{B}_{t+1})). \quad (15)$$

Monotonicity of the policy functions asserted in Lemma 2 together with (15) allow us to prove:

**Proposition 1.** *The optimal process  $\{\tilde{B}_t, \tilde{Z}_t\}_t$  has a unique invariant distribution.*

<sup>4</sup>Appendix A.1 provides an analysis of the situation in which  $\tilde{B}_t$  is not required to be interior. Farhi (2010) obtained a generalized version of this equation in an economy with capital.

To enable us to characterize this invariant distribution, a key concept will be the level of debt

$$B^* \equiv \arg \min_B \text{var}(RB + g) = -\frac{\text{cov}(R, g)}{\text{var}(R)}. \quad (16)$$

We assume that probability measure  $\pi$  is such that  $B^* \in (\underline{B}, \overline{B})$  and that  $\overline{B}$  is weakly below the natural debt limit. We call  $B^*$  the *risk-minimizing level of debt*. Let  $Z^* \equiv \bar{g} + \frac{1-\beta}{\beta}B^*$  be the constant tax revenues that satisfy government's budget constraint on average if  $B_t = B^*$  for all  $t$ .

## 2.1 Perfectly correlated shocks: the exact characterization

We first consider a special case in which  $p$  and  $g$  are perfectly correlated that illustrates key economic forces that determine the long-run behavior of debt and taxes more generally.

**Proposition 2.** *Suppose that  $p$  and  $g$  are perfectly correlated. Then  $\tilde{B}_t \rightarrow B^*$ ,  $\tilde{Z}_t \rightarrow Z^*$  a.s.*

*Proof.* If  $p$  and  $g$  are perfectly correlated then  $\text{cov}(E(\cdot, B), R(\cdot)) \geq 0$ , if  $B \geq B^*$ ,  $\text{cov}(E(\cdot, B), R(\cdot)) \leq 0$  if  $B \leq B^*$ , and  $E(s, B)$  is independent of  $s$  if and only if  $B = B^*$ . The monotonicity of policy functions established in Lemma 2 and concavity of  $V$  imply that  $\text{cov}_t(R_{t+1}, V'(\tilde{B}_{t+1})) \leq 0$  if  $\tilde{B}_t \geq B^*$  and  $\text{cov}_t(R_{t+1}, V'(\tilde{B}_{t+1})) \geq 0$  if  $\tilde{B}_t \leq B^*$ .

From the first part of Lemma 2,  $\tilde{B}(\cdot, B)$  is increasing in  $B$  and consequently  $B_0 > B^*$  implies  $\tilde{B}_t \geq B^*$  and  $V'(\tilde{B}_t) \leq V'(B^*)$  for all  $t \geq 0$ . From these and equation (15), we conclude that<sup>5</sup>

$$V'(\tilde{B}_t) \leq \mathbb{E}V'(\tilde{B}_{t+1}). \quad (17)$$

Therefore, for  $B_0 > B^*$ ,  $V'(\tilde{B}_t)$  is a submartingale bounded above by  $V'(B^*)$  and the martingale convergence theorem implies that  $V'(\tilde{B}_t)$  converges almost surely. By strict concavity of  $V$ ,  $\tilde{B}_t$  can converge only to a level of debt  $B$  for which  $E(s, B)$  is independent of  $s$ , which is possible only if  $\tilde{B}_t \rightarrow B^*$  a.s. Since  $\mathbb{E}R_t = \beta^{-1}$ , equation (13) establishes that  $\tilde{Z}_t \rightarrow Z^*$  a.s.<sup>6</sup>  $\square$

An insight of Proposition 2 is that the conditional covariance in equation (15) induces a drift in the stochastic process  $\tilde{B}_t$  towards the risk-minimizing level of debt  $B^*$ . Here is some intuition. Fluctuations in tax rates, and therefore tax revenues, have welfare costs for reasons explained by Barro (1979). For this reason, on the margin each period the planner wants to move closer to the risk-minimizing level of debt that reduces his need to change the tax rate in response to shocks to government purchases. When  $p$  and  $g$  are perfectly correlated, fluctuations in returns on government debt  $R(s)B^*$  perfectly offset fluctuations in government expenditures  $g(s)$ , thereby providing a perfect hedge. In this situation, the tax rate  $\tau_t$  is constant in the long run.

## 2.2 General case: approximations

When  $p$  and  $g$  are imperfectly correlated, perfect hedging is impossible. To study this situation, we develop a class of second order approximations that do a good job of approximating the joint

<sup>5</sup>Although (15) assumes that  $\tilde{B}_t$  is in the interior, inequality (17) is still valid when bounds on  $\tilde{B}_t$  are binding.

<sup>6</sup>When  $B_0 < B^*$ ,  $V'(\tilde{B}_t)$  is a supermartingale bounded below by  $V'(B^*)$  and the same type of argument applies.



invariant distribution of government debt and tax revenues. Under particular conditions, our approximating policies are *linear* in shocks, a property that facilitates asymptotic analysis.

We start with the observation that random variables  $g$  and  $p$  can be expressed as

$$g(s) = \bar{g} + \sigma \epsilon_g(s), \quad p(s) = \bar{p} + \sigma \epsilon_p(s),$$

where  $\epsilon_g$  and  $\epsilon_p$  have mean zero but can be arbitrarily correlated with each other. We will study the properties of a Ramsey plan when shocks are *small*, i.e. as  $\sigma$  approaches to zero. Let  $\tilde{B}(s, B_-; \sigma)$  and  $\tilde{Z}(s, B_-; \sigma)$  be policy functions for a given  $\sigma$ . Optimality conditions for Problem (12) should hold for all realizations of  $p(s), g(s)$  and for all values of  $\sigma$ . Therefore first, second, and higher order derivatives of those optimality conditions with respect to  $\epsilon_g, \epsilon_p, \sigma$ , assuming they exist, must all be equal to zero.<sup>7</sup> That insight allows us to calculate the Taylor expansion of policy rules around a current level of debt since  $\tilde{B}(s, B_-; 0) = B_-$ . In Appendix A.1, we show that

$$\begin{aligned} \tilde{B}(s, B_-) &= B_- + \beta [g(s) - \bar{g}] + [\beta R(s) - 1] B_- - \beta^2 \text{var}(R) B_- - \beta^2 \text{cov}(R, g) \\ &+ \mathcal{O}(\sigma^3, (1 - \beta)\sigma^2). \end{aligned} \quad (18)$$

Here  $\mathcal{O}(\sigma^3, (1 - \beta)\sigma^2)$  denote all terms that appear as  $\mathcal{O}(\sigma^3)$  or  $(1 - \beta) \mathcal{O}(\sigma^2)$ .<sup>8</sup> The second order expansion is linear in  $g$  and  $R$  up to terms that appear in  $\mathcal{O}(\cdot)$ . Since standard macroeconomic calibrations set the discount factor close to 1, we drop the  $\mathcal{O}(\cdot)$  terms and proceed to study an optimal debt and tax policy implied by that approximation.<sup>9</sup> The linearity of the policy rules allows us to obtain a simple and transparent characterization. We show later in this section and in Section 4 that this procedure provides good approximations to other more accurate approximations computed using global numerical algorithms and has the virtue of shedding light on economic principles underlying optimal debt and tax policies.

We focus on three moments: means, variances, and speeds of mean reversion to the invariant distribution of debt and taxes. We obtain these by re-grouping terms in equation (18) and integrating with respect to the ergodic measure. For example, by taking unconditional expectations on both sides of (18), we deduce that the unconditional mean and variance of debt can be estimated up to  $\mathcal{O}(\sigma, (1 - \beta))$  terms.<sup>10</sup>

**Proposition 3.** *The invariant distribution of  $\{\tilde{B}_t, \tilde{Z}_t\}_t$  satisfies*

- **Means**

$$\mathbb{E}(\tilde{B}_t) = B^* + \mathcal{O}(\sigma, (1 - \beta)), \quad \mathbb{E}(\tilde{Z}_t) = Z^* + \mathcal{O}(\sigma, (1 - \beta));$$

<sup>7</sup>This approach is originally developed by Fleming (1971) and was applied in economics by Schmitt-Grohe and Uribe (2004). Like them, we assume that policies and value functions are sufficiently smooth that all relevant derivatives exist.

<sup>8</sup>The term  $\mathcal{O}(\sigma^3, (1 - \beta)\sigma^2)$  is equivalently  $\mathcal{O}(\sigma^3)$  when  $\beta = 1 - \sigma$  subject to a smoothness condition on the policy rules. Formally, setting  $\beta = \bar{\beta} - \sigma$ , we need that the third derivative of  $\tilde{B}(s, B_-)$  with respect to  $\sigma$  is finite as  $\bar{\beta} \rightarrow 1$ .

<sup>9</sup>This approximation should work well so long as average interest rates are of similar or smaller order of magnitude than the standard deviation of shocks that affect government's budget constraint. This condition holds in our calibration to the post WWII U.S. data in Section 4.

<sup>10</sup>Observe that while  $\text{var}(R), \text{var}(g), \text{cov}(R, g)$  are all of order  $\mathcal{O}(\sigma^2)$ , functions  $\frac{\text{cov}(R, g)}{\text{var}(R)}$  and  $\frac{\text{var}(RB^* + g)}{\text{var}(R)}$  are of order  $\mathcal{O}(1)$ .

- **Speeds of reversion to means**

$$\frac{\mathbb{E}_t(\tilde{B}_{t+1} - B^*)}{\tilde{B}_t - B^*} = \frac{\mathbb{E}_0(\tilde{Z}_{t+1} - Z^*)}{\mathbb{E}_0(\tilde{Z}_t - Z^*)} = \frac{1}{1 + \beta^2 \text{var}(R)} + \mathcal{O}(\sigma^3, (1 - \beta)\sigma^2);$$

- **Variations**

$$\text{var}(\tilde{B}_t) = \frac{\text{var}(RB^* + g)}{\text{var}(R)} + \mathcal{O}(\sigma, (1 - \beta)), \quad \text{var}(\tilde{Z}_t) = \left(\frac{1 - \beta}{\beta}\right)^2 \text{var}(\tilde{B}_t) + \mathcal{O}(\sigma^3, (1 - \beta)\sigma^2).$$

The first part of Proposition 3 shows that the risk-minimizing debt  $B^*$  is the mean of the invariant distribution, and the mean level of tax revenues is  $Z^*$ . To understand the finding that the mean of the invariant distribution of  $\tilde{B}_t$  is  $B^*$ , it is useful to connect the martingale (15) to the static variance minimization Problem (16). By strict concavity of the value function  $V$ , there is a one-to-one relationship between debt  $B_t$  and its marginal value to the planner,  $V'(B_t)$ . Inspection of the martingale equation (15) shows that the covariance term  $\text{cov}_t(V'(B_{t+1}), R_{t+1})$  is important in determining the drift of the dynamics of debt in the long run. For a given  $B_t$ , the debt next period  $B_{t+1}$  depends only on  $E_{t+1}$  and consequently

$$\text{cov}_t(V'(B_{t+1}), R_{t+1}) \propto \text{cov}_t(E_{t+1}, R_{t+1}) + \mathcal{O}(\sigma^3, (1 - \beta)\sigma^2). \quad (19)$$

It is possible to verify that  $\text{cov}_t(E_{t+1}, R_{t+1}) = \frac{1}{2} \frac{\partial \text{var}(R_{t+1}B_t + g_{t+1})}{\partial B_t}$ . Thus, ignoring  $\mathcal{O}(\sigma^3, (1 - \beta)\sigma^2)$  terms, the covariance term in the martingale equation (15) is proportional to the slope of the variance of  $E_t$  with respect to government debt  $B_t$ . Since  $B^*$  minimizes variation in  $E(s, B_-)$ , the slope is zero at  $B^*$ . The change in signs of the slope implies that, to second order,  $V'(B_t)$  is a submartingale when  $B_t > B^*$  and supermartingale when  $B_t < B^*$ . Then arguments used in the proof of Proposition 2 explain why  $\tilde{B}_t$  drifts towards  $B^*$ .

Proposition 3 also shows that the speed of mean reversion is determined by the variance of returns: a lower variance of returns decreases the speed of the reversion. When  $B_t \neq B^*$  the fluctuations in the rate of return put additional risk into  $E(s, B_t)$  that is increasing in the volatility of  $R$  and the magnitude of  $B_t$ . A more volatile  $R$  implies that it is optimal increase the speeds at which the government should repay debt when  $B_t > B^*$  and should accumulate debt when  $B_t < B^*$ . Dynamics of debt and taxes both approximate random walks when the security is nearly a risk-free bond, confirming an insight of Barro (1979).

The last part of Proposition 3 characterizes second moments of the invariant distribution of debt and tax rates. It shows several insights. First, the dispersion of the invariant distribution of government debt is increasing in un-hedgable risk as measured by  $\frac{\text{var}(RB^* + g)}{\text{var}(R)}$ . Note that this term does not depend on  $\sigma$  (i.e. it is  $O(1)$ ) and is zero only when  $g$  and  $p$  are perfectly correlated. So long as  $g$  and  $p$  are imperfectly correlated, the variance of the invariant distribution of debt does not vanish even when  $\sigma$  becomes small. This outcome reflects two offsetting forces: smaller shocks imply that debt reacts less to arrival of a shock, but also that it takes longer for debt to revert to its mean. The variance of tax revenues  $\tilde{Z}_t$  is determined by two considerations. Tax revenues must respond enough to changes in the level of government

debt to satisfy the budget constraint, which is captured by the term  $\left(\frac{1-\beta}{\beta}\right)^2 \text{var}\left(\tilde{B}_t\right)$ . Tax revenues also change in response directly to an expenditure shock. Since the planner wants to smooth tax rates over time, only a fraction  $1 - \beta$  of an innovation to government expenditures is financed by contemporaneous changes in tax revenues. Therefore, the variance induced by a contemporaneous response to aggregate shocks is of order  $\mathcal{O}(\sigma^3, (1 - \beta)\sigma^2)$ .

Figure I illustrates the accuracy of the quadratic approximation. As a baseline we set  $\beta = 0.98$  and  $\gamma = 2$  and choose the joint stochastic processes for  $(g, p)$  to match the standard deviation of government expenditures, returns on government's debt portfolio and the correlation between these returns and government net-of-interest expenditures. The upper bound  $\bar{B}$  is chosen to be equal to the natural debt limit that we can compute explicitly for the quasilinear setup and the lower bound is set so that the debt-to-output ratio is approximately  $-300\%$ . For all the exercises we report below, we verify that  $B^* \in [\underline{B}, \bar{B}]$ .<sup>11</sup> The  $g, p$  processes are modeled as

$$\begin{aligned} g(s) &= \bar{g} + \sigma\epsilon_g(s), \\ p(s) &= 1 + \chi\sigma\epsilon_g(s) + \sigma\epsilon_{\hat{p}}(s), \end{aligned}$$

where  $\sigma = 1$  and the shocks  $\epsilon_{\hat{p}}, \epsilon_g$  are finite state approximations to mean zero normal random variables.<sup>12</sup> The moments we target in addition to the parameter values that achieve those targets are reported in Table I.

Given these primitives, we compute the optimal policies from first order conditions for (12), and iterating on the planner's Euler equation using cubic splines as basis functions for approximating policies.<sup>13</sup> We then compare the outcomes of our global solution to the quadratic approximations. We plot the invariant distribution of debt and policy rules obtained from the global solution method (dashed lines) and the quadratic approximations (solid lines) in Figure I. For parsimony, we plot policies  $\tilde{B}(s, B_-) - B_-$  for two values of  $s$  that correspond to the smallest and the largest pairs of  $(g(s), p(s))$ . The top panels of Figure I reveal that the ergodic distribution of debt and policy functions obtained using our quadratic approximations closely resemble those obtained using the global numerical method. Our approximation differ from the global solution only at debt levels close to the natural debt limit; however, in our parameterization the ergodic distribution puts almost no mass on that region.

Proposition 3 states that our approximation errors increase with  $1 - \beta$  and  $\sigma$ . To check how quickly these approximation errors become significant, we reduce  $\beta$  to 0.90 and increase  $\sigma$  to 4 in the second and third rows of Figure I respectively. For most of the state space, we find that the quadratic approximation continues to do well. As a consequence of the fact that our quadratic approximations assume interiority, the policies reported in the right panel display approximation errors only when debt approaches the debt limits. When  $1 - \beta$  or  $\sigma$  is high, the quadratic approximations imply slightly higher debt than does the solution computed with

<sup>11</sup>In Section 4 we do a comprehensive calibration where we match several moments of returns, output and debt to U.S. post war data for a richer model that allows for persistence, risk aversion, productivity shocks. Here we use a subset of those moments to get a reasonable baseline which when we modify in several directions to test the accuracy of our approximations. The details of the sample and data series used to construct these moments are in Section 4.

<sup>12</sup>The finite state approximation ensures that  $g(s) > 0$  and  $p(s) > 0$  for all  $s$ .

<sup>13</sup>Since the problem is concave such a fixed point corresponds to the optimal policies.

numerical policy function iteration. Almost all of these differences emerge because the quadratic expansion puts positive probability on the region where debt is higher than  $\bar{B}$ .

### 3 Extensions

Forces isolated within the Section 2 economy prevail under alternative assumptions about motives for taxation, persistence in  $g$  and  $p$  and also fluctuations in productivity, rich sets of securities, and preferences that express aversion to consumption risk. We discuss these now.

#### 3.1 Transfers and redistribution

Optimal debt management in our Section 2 model differs significantly from that in other incomplete markets models studied by Aiyagari et al. (2002) and Farhi (2010). A key difference is that we prohibit lump-sum taxes or transfers, while Aiyagari et al. (2002) and Farhi (2010) allow positive but not negative lump-sum transfers. In our model, the invariant joint distribution of debt and taxes is unique. In the long run, debt and tax rates minimize fluctuations in gross government expenditures including debt service requirements,  $E(s, B)$ . By way of contrast, optimal plans in Aiyagari et al. (2002) and Farhi (2010) have a continuum of invariant distributions of debt levels. In all of them, tax rates are zero and debt levels are negative and big enough in absolute value to finance all net-of-interest government expenditures from earnings on the government's portfolio, and fluctuations in transfers fully absorb shocks to net-of-interest government expenditures. Here we extend our analysis to an economy with lump sum transfers by explicitly modeling the utility enjoyed by recipients of these transfers. We show that our Section 2 results carry over essentially unchanged so long as the utility function of a subset of recipients of transfers who are entirely dependent on transfers is strictly concave. In that case, uncertainty about transfers is costly, prompting the government to use government debt to minimize fluctuations in both tax rates and transfers. We then discuss what drives the long-run tax rate to zero in Aiyagari et al. (2002) and explain how to reconcile their results with ours.

A standard justification for ruling out lump-sum taxes in representative agent models is implicitly to appeal to the presence of unmodeled “poor” agents who cannot afford to pay a lump-sum tax. In this section, we study optimal anonymous transfers in an economy with such poor agents. We extend the Section 2 economy to have just enough heterogeneity across agents to make the analysis meaningful. In particular, we assume that in addition to a measure 1 of agents of type 1 with quasilinear preferences  $U(c, l) = c - \frac{l^{1+\gamma}}{1+\gamma}$ , there is a measure  $n > 0$  of type 2 agents who cannot work or trade securities and who enjoy utility

$$\mathbb{E}_0 \sum_{t=0}^{\infty} \beta^t U(c_{2,t}),$$

where  $c_{2,t}$  is consumption of a type 2 agent in period  $t$ ;  $U$  is strictly concave and differentiable on  $\mathbb{R}_+$  and satisfies the Inada condition  $\lim_{c \rightarrow 0} U'(c) = \infty$ .

The government and type 1 agent trade the Section 2 security. The government imposes a linear tax rate  $\tau_t$  on labor income and awards lump-sum transfers  $T_t$  that do not depend on the type of agent. Negative transfers are not feasible because a type 2 agent has no income

other than transfers. Each agent receives a per-capita transfer  $\frac{T_t}{1+n}$ . Since agent 2 lives hand to mouth, his budget constraint is

$$c_{2,t} = \frac{T_t}{1+n}.$$

The planner ranks allocations according to

$$\mathbb{E}_0 \sum_{t=0}^{\infty} \beta^t \left[ \left( c_t - \frac{1}{1+\gamma} l_t^{1+\gamma} \right) + \omega U(c_{2,t}) \right],$$

for some  $\omega > 0$ .

The time  $t$  government budget constraint is now

$$g_t + T_t + R_t B_{t-1} = \tau_t l_t + B_t.$$

With only minimal modifications, the budget constraint of a type 1 agent, definition 1 of a competitive equilibrium, and the Section 2 recursive formulation of the optimal policy problem all extend to this environment. The planner's optimal value function satisfies the Bellman equation

$$V(B_-) = \max_{Z(\cdot), B(\cdot), T(\cdot)} \int \left[ \left( R(s) B_- - B(s) + \frac{T(s)}{1+n} \right) + \gamma \Psi(Z(s)) + \omega U \left( \frac{T(s)}{1+n} \right) + \beta V(B(s)) \right] \pi(ds) \quad (20)$$

subject to  $Z(s) \leq \bar{Z}$ ,  $B(s) \in [\underline{B}, \bar{B}]$ , and

$$Z(s) - T(s) + B(s) = R(s) B_- + g(s) \text{ for all } s. \quad (21)$$

Denoting by  $\left\{ \tilde{B}_t, \tilde{Z}_t, \tilde{T}_t \right\}_t$  the outcomes associated with policies that attain  $V(B_-)$  and following the same steps as in the proofs of Section 2, we obtain

**Proposition 4.** *The invariant distribution of  $\left\{ \tilde{B}_t, \tilde{Z}_t, \tilde{T}_t \right\}_t$  is unique. The invariant distribution of  $\tilde{B}_t$  satisfies properties stated in Proposition 3. The invariant distribution of  $\tilde{Z}_t - \tilde{T}_t$  has the same properties as the invariant distribution of  $\tilde{Z}_t$  in Proposition 3. Let  $F(\tilde{T}; \omega)$  be the cumulative distribution function of the ergodic distribution of  $\tilde{T}_t$ . If  $\omega > \omega'$  then  $F(\tilde{T}; \omega)$  first order stochastically dominates  $F(\tilde{T}; \omega')$ .*

Insights from Section 2 about optimal debt management carry over to this heterogeneous economy. Fluctuations in the tax rate and (non-agent-specific) lump-sum transfers now are both costly, so an optimal policy smooths both. Adjusting the tax rate in response to government expenditure shocks is costly because the dead-weight loss of taxation is convex in tax rates, as stressed by Barro (1979). Adjusting transfers is also costly because that induces fluctuations in inequality.

In Aiyagari et al. (2002) and Farhi (2010) the government eventually sets tax rates to zero and thereafter adjusts transfers one-to-one with government expenditures. They do not model heterogeneity explicitly but appeal to it only implicitly when they impose  $T_t \geq 0$ . That restric-

tion puts a kink in the cost of using transfers: the marginal cost of an increase in transfers is zero, while the marginal cost of a decrease in transfers is infinite at  $T_t = 0$ . A high marginal cost of negative transfers creates an incentive for the governments in Aiyagari et al. (2002) and Farhi (2010) to accumulate enough assets to make the constraint  $T_t \geq 0$  eventually become slack. Since fluctuations in positive transfers are costless, in the long-run the government uses those transfers to offset all fluctuations in expenditures  $g_t$ .

By way of contrast, in our economy, the welfare cost of using transfers is endogenous and smooth, so that marginal costs from increasing and decreasing transfers around an optimal level  $\tilde{T}_t$  are the same,  $\frac{\omega}{1+n} U'(\tilde{T}_t)$ ; welfare costs of departing from the optimal inequality level are strictly convex. This difference accounts for the very different long run dynamics than those discovered by Aiyagari et al. (2002).<sup>14</sup>

The restriction that transfers  $T_t$  are common across all types of agents is not essential for Proposition 4. Consider a slightly modified taxation scheme where the government uses a linear tax rate, meaning one with a zero intercept, for the productive type of agent and a lump sum transfer for the unproductive types. The budget constraint of type 2 is  $c_{2,t} = \frac{T_t}{n}$  and the Bellman equation (20) is altered to

$$V(B_-) = \max_{Z(\cdot), B(\cdot), T(\cdot)} \int \left[ (R(s)B_- - B(s)) + \gamma\Psi(Z(s)) + \omega U\left(\frac{T(s)}{n}\right) + \beta V(B(s)) \right] \pi(ds).$$

We show in Appendix A.2 that Proposition 4 continues to hold. While the assumption that only unproductive agents receive transfers changes the average level of optimal tax revenues and the tax rate, it leaves unaffected the moments of the Ramsey policy characterized in Proposition 4.

### 3.2 More general asset structure

In this section, we study optimal management of a government's portfolio of securities by modifying the baseline Section 2 setup to allow  $K \geq 1$  securities. Let  $p^k(s)$  be the payoff of security  $k$  in state  $s$ . Each security is available in fixed net supply  $Q^k$ , which can be nonzero. Our setup thus allows for trade in financial assets like government debt and claims to Lucas trees. When Lucas trees are available, the feasibility constraint reads

$$c_t + g_t = l_t + \sum_{k=1}^K p_t^k Q^k.$$

To simplify, we assume that available securities consist of one period lived securities and infinitely lived consols, and that  $s$  is an i.i.d. process.<sup>15</sup> Let  $B_t^k$  be the government's holdings of security  $k$  at the end of period  $t$ ,  $q_t^k$  its market price, and  $\iota^k$  an indicator variable that is equal to 1 if security  $k$  is a consol. The government's time  $t$  budget constraint is

$$g_t + \sum_{k=1}^K (p_t^k + \iota^k q_t^k) B_{t-1}^k = \tau_t l_t + \sum_{k=1}^K q_t^k B_t^k.$$

<sup>14</sup>Bhandari et al. (2015b) show that this insight carries over to richer economies with much more heterogeneity and in which no agent is excluded from the financial markets.

<sup>15</sup>The extension of our results to arbitrary finite period securities is straightforward but requires additional notation. Extensions to richer shock processes follow along the lines of Section 3.3.

Let  $R_t^k = \frac{p_t^k + l^k q_t^k}{q_{t-1}^k}$  be the gross return on security  $k$  and let  $B_t^k = q_t^k B_t^k$  be the market value of holdings of security  $k$  so that we can write this budget constraint as

$$g_t + \sum_{k=1}^K R_t^k B_{t-1}^k = \tau_t l_t + \sum_{k=1}^K B_t^k.$$

Let  $B_t \equiv \sum_{k=1}^K B_t^k$  be the market value of the government's portfolio. We restrict holdings  $B_t$  to be in a compact set  $[\underline{B}, \overline{B}]$ . We assume that these bounds are sufficiently large so that the risk-minimizing portfolio  $B^*$  to be defined below is feasible. Without loss of generality, we assume that no security is redundant in the sense that the vectors  $\{R^k\}_{k=1}^K$  are linearly independent. We use  $\mathbf{R}(s)$  to denote returns  $(R^1(s), \dots, R^K(s))$ ,  $\mathbf{B}$  and  $\mathbf{1}$  to denote a  $K$  dimensional (column) vector of security holdings and of ones, respectively. Let  $\mathbb{C}[\mathbf{R}, \mathbf{R}]$  and  $\mathbb{C}[\mathbf{R}, g]$  be a matrix of the covariances of returns and a vector of covariances of returns with government purchases  $g$ , respectively. When the matrix  $\mathbb{C}[\mathbf{R}, \mathbf{R}]$  is nonsingular, we define

$$B^* \equiv -\mathbf{1}^\top \mathbb{C}[\mathbf{R}, \mathbf{R}]^{-1} \mathbb{C}[\mathbf{R}, g], \quad (22)$$

which, as we show below, is the risk-minimizing level of government debt that generalizes equation (16) to the case of multiple assets. Whenever  $B^*$  is well defined, we also define  $Z^* \equiv \frac{1-\beta}{\beta} B^* + \bar{g}$ .

Temporarily suppose that government portfolio weights are fixed, meaning that there exist constants  $\psi_1, \dots, \psi_K$  such that  $\frac{B_t^k}{\sum_k B_t^k} = \psi_k$  for all  $t$ . Define  $R(s) \equiv \sum_{k=1}^K \psi_k R^k(s)$ . Then the optimal policy problem is equivalent to the one in Section 2. Thus, if the government arbitrarily fixes its portfolio weights then, subject to that arbitrary choice, all Section 2 insights about optimal debt management and fiscal policy still apply.

Now suppose that the Ramsey planner optimally chooses government portfolio weights each period. The Ramsey problem in this case can be written recursively with the end of period market value of the government's portfolio the only state variable in the planner's value function:

$$V(B_-) = \max_{Z(\cdot), B(\cdot), \mathbf{B}} \int [(\mathbf{R}(s)^\top \mathbf{B} - B(s)) + \gamma \Psi(Z(s)) + \beta V(B(s))] \pi(ds) \quad (23)$$

where maximization is subject to  $Z(s) \leq \bar{Z}$ ,  $B(s) \in [\underline{B}, \overline{B}]$ ,  $\mathbf{1}^\top \mathbf{B} = B_-$ , and

$$B(s) + Z(s) = \mathbf{R}(s)^\top \mathbf{B} + g(s) \quad \text{for all } s. \quad (24)$$

We first establish that:

**Lemma 3.** *Problem (23) has a unique solution. If  $\mathbb{C}[\mathbf{R}, \mathbf{R}]$  is nonsingular or if  $g$  is not in the span of  $\mathbf{R}$ , then the invariant distribution generated by policies that attain  $V(B_-)$  is unique; if  $\mathbb{C}[\mathbf{R}, \mathbf{R}]$  is singular and  $g$  is in the span of  $\mathbf{R}$ , then optimal policies satisfy  $\tilde{B}(s, B_-) = B_-$  for all  $s$  and  $Z(s, B_-)$  is independent of  $s$ .*

Lemma 3 extends Proposition 1 and Proposition 3 for  $K > 1$  assets. An additional insight of Lemma 3 is that if  $\mathbb{C}[\mathbf{R}, \mathbf{R}]$  is singular and  $g$  is in the span of  $\mathbf{R}$  then the complete market Ramsey allocation can be attained by the planner.

We turn to quadratic approximations to characterize the moments of the invariant distribution of total debt and tax rates. As in the Section 2 baseline model, we scale the volatility of all shocks by  $\sigma$  and take a second order Taylor expansion of the policies  $\tilde{Z}(s, B_-; \sigma)$ ,  $\tilde{B}(s, B_-; \sigma)$ , and  $\tilde{\mathbf{B}}(B_-; \sigma)$  around  $\sigma = 0$ .<sup>16</sup> At  $\sigma = 0$  the portfolio problem is indeterminate, but the next lemma shows that there is a unique limiting portfolio as  $\sigma \rightarrow 0$  that solves a variance minimization problem.

**Lemma 4.**  $\lim_{\sigma \rightarrow 0} \tilde{\mathbf{B}}(B_-; \sigma) = \mathbf{B}^*(B_-)$  where  $\mathbf{B}^*(B_-)$  solves

$$\min_{\mathbf{B}} \text{var} \left( \sum_k B^k R^k + g \right) \quad \text{subject to} \quad \mathbf{1}^\top \mathbf{B} = B_- . \quad (25)$$

We can relate  $B^*$  in equation (22) to  $\mathbf{B}^*(\cdot)$  defined in Lemma 4. Suppose that the matrix  $\mathbb{C}[\mathbf{R}, \mathbf{R}]$  is nonsingular. Then the constraint  $\mathbf{1}^\top \mathbf{B} = B_-$  in Problem (25) binds, making the risk minimizing variance depend on the level of debt  $B_-$ . This variance is minimized at  $B_- = B^*$ , making  $B^*$  the risk-minimizing debt level, which satisfies  $B^* = \mathbf{1}^\top \mathbf{B}^*(B^*)$ .<sup>17</sup>

As in Section 2, we show that the  $B^*$  is the long-run mean of the second-order approximation to the optimal policy for the market value of the government debt portfolio. When  $\mathbb{C}[\mathbf{R}, \mathbf{R}]$  is nonsingular, the Taylor expansion around  $\mathbf{B}^*(B_-)$  yields

$$\begin{aligned} \tilde{B}(s, B_-) &= B_- + \beta [g(s) - \bar{g}] + [\beta \mathbf{R}(s) - \mathbf{1}]^\top \mathbf{B}^*(B_-) \\ &\quad - \frac{\beta^2 B_-}{\mathbf{1}^\top \mathbb{C}[\mathbf{R}, \mathbf{R}]^{-1} \mathbf{1}} - \frac{\beta^2 \mathbf{1}^\top \mathbb{C}[\mathbf{R}, \mathbf{R}]^{-1} \mathbb{C}[\mathbf{R}, g]}{\mathbf{1}^\top \mathbb{C}[\mathbf{R}, \mathbf{R}]^{-1} \mathbf{1}} + \mathcal{O}(\sigma^3, (1 - \beta)\sigma^2). \end{aligned}$$

When  $\mathbb{C}[\mathbf{R}, \mathbf{R}]$  is singular,

$$\tilde{B}(s, B_-) = B_- + \beta [g(s) - \bar{g}] + \beta [\mathbf{R}(s) - \mathbf{1}]^\top \mathbf{B}^*(B_-) + \mathcal{O}(\sigma^3, (1 - \beta)\sigma^2). \quad (26)$$

**Proposition 5.** Suppose that  $\mathbb{C}[\mathbf{R}, \mathbf{R}]$  is nonsingular. The invariant distribution of  $\{\tilde{B}_t, \tilde{Z}_t\}_t$  has

- *Means*

$$\mathbb{E}(\tilde{B}_t) = B^* + \mathcal{O}(\sigma, (1 - \beta)), \quad \mathbb{E}(\tilde{Z}_t) = Z^* + \mathcal{O}(\sigma, (1 - \beta));$$

- *Speeds of mean reversions*

$$\frac{\mathbb{E}_t(\tilde{B}_{t+1} - B^*)}{\tilde{B}_t - B^*} = \frac{\mathbb{E}_0(\tilde{Z}_{t+1} - Z^*)}{\tilde{Z}_t - Z^*} = \frac{\beta^{-2} \mathbf{1}^\top \mathbb{C}[\mathbf{R}, \mathbf{R}]^{-1} \mathbf{1}}{1 + \beta^{-2} \mathbf{1}^\top \mathbb{C}[\mathbf{R}, \mathbf{R}]^{-1} \mathbf{1}} + \mathcal{O}(\sigma^3, (1 - \beta)\sigma^2);$$

- *Variances*

$$\begin{aligned} \text{var}(\tilde{B}_t) &= (\mathbf{1}^\top \mathbb{C}[\mathbf{R}, \mathbf{R}]^{-1} \mathbf{1}) \text{var}(-\mathbb{C}[\mathbf{R}, g]^\top \mathbb{C}[\mathbf{R}, \mathbf{R}]^{-1} \mathbf{R} + g) + \mathcal{O}(\sigma, (1 - \beta)), \\ \text{var}(\tilde{Z}_t) &= \left( \frac{1 - \beta}{\beta} \right)^2 \text{var}(\tilde{B}_t) + \mathcal{O}(\sigma^3, (1 - \beta)\sigma^2). \end{aligned}$$

<sup>16</sup>We continue to assume that policies are sufficiently differentiable.

<sup>17</sup>If  $\mathbb{C}[\mathbf{R}, \mathbf{R}]$  is singular, then the constraint  $\mathbf{1}^\top \mathbf{B} = B_-$  does not bind and any debt level is risk-minimizing.



Government holdings of individual securities satisfy

$$\begin{aligned}\tilde{\mathbf{B}}_t &= \mathbf{B}^* \left( \tilde{B}_t \right) + \mathcal{O}(\sigma^2, (1 - \beta)\sigma) \\ &= -\mathbb{C}[\mathbf{R}, \mathbf{R}]^{-1} \mathbb{C}[\mathbf{R}, g] + \frac{\mathbb{C}[\mathbf{R}, \mathbf{R}]^{-1} \mathbf{1}}{\mathbf{1}^\top \mathbb{C}[\mathbf{R}, \mathbf{R}]^{-1} \mathbf{1}} \left( \tilde{B}_t + \mathbf{1}^\top \mathbb{C}[\mathbf{R}, \mathbf{R}]^{-1} \mathbb{C}[\mathbf{R}, g] \right) + \mathcal{O}(\sigma^2, (1 - \beta)\sigma).\end{aligned}\tag{27}$$

Some examples illustrate these findings.

**Example 1.** Suppose that there are two securities with  $\text{var}(R^k) > 0$  for  $k = 1, 2$  and that the return on security 1 is perfectly correlated with  $g$  while the return on security 2 is orthogonal to the return on security 1. Then Proposition 5 implies that the ergodic mean of the value of government's debt portfolio is  $B^* = -\frac{\text{cov}(R^1, g)}{\text{var}(R^1)}$ , that the speed of convergence to  $B^*$  is  $\left(1 + \beta^2 \frac{\text{var}(R^2)}{\text{var}(R^1) + \text{var}(R^2)} \text{var}(R^1)\right)^{-1}$ , and that its ergodic variance is zero. From formula (27), the optimal portfolio along transition paths satisfies

$$\begin{aligned}\tilde{B}^1(\tilde{B}_t) &= \frac{\text{var}(R^2)}{\text{var}(R^1) + \text{var}(R^2)} \tilde{B}_t + \frac{\text{var}(R^1)}{\text{var}(R^1) + \text{var}(R^2)} B^* \\ \tilde{B}^2(\tilde{B}_t) &= \frac{\text{var}(R^1)}{\text{var}(R^1) + \text{var}(R^2)} \tilde{B}_t - \frac{\text{var}(R^1)}{\text{var}(R^1) + \text{var}(R^2)} B^*,\end{aligned}$$

with  $\tilde{B}^2(\tilde{B}_t) \rightarrow 0$  a.s.

Complete hedging can be achieved with the government holding security 1 only, just as in Proposition 2, so that holding any security 2 is suboptimal asymptotically. If the market value of the initial government debt does not equal  $B^*$ , it is optimal to invest in security 2 along the transition path because doing this reduces risk for the government until the steady state is reached. As a result, noting that  $\frac{\text{var}(R^2)}{\text{var}(R^1) + \text{var}(R^2)} < 1$ , the speed of convergence to the long-run portfolio is slower than when only security 1 can be traded.

**Example 2.** Consider a setting with two securities whose payoffs are perfectly correlated with  $g$  and  $0 \leq \text{var}(R^1) < \text{var}(R^2)$ .<sup>18</sup> There exist unique constants  $\psi_1, \psi_2, \xi_1$ , and  $\xi_2$  such that

$$\psi_1 R^1(s) + \psi_2 R^2(s) = g(s)$$

and

$$\xi_1 R^1(s) + \xi_2 R^2(s) = \frac{1}{\beta}.$$

Note that  $\psi_1 + \psi_2 = \beta \bar{g}$  and  $\xi_1 + \xi_2 = 1$ . Now the covariance matrix  $\mathbb{C}[\mathbf{R}, \mathbf{R}]$  is singular. The risk-minimizing portfolio satisfies  $B^{*,k}(B_-) = (B_- + \beta \bar{g}) \xi_k - \psi_k$ . Holding it allows the government to attain complete markets allocations for any  $B_-$ ; the value of government debt equal its initial value for all  $t \geq 0$ .

It is instructive to study how an optimal portfolio changes as  $R^2$  approaches  $R^1$ . For simplicity, suppose that  $R^1(s) = \frac{1}{\beta}$  and  $R^2(s) = \frac{1}{\beta} - \varepsilon(g(s) - \bar{g})$ . For a given  $B_-$ , optimal asset positions

<sup>18</sup>Note that risk-free returns are in the closure of the set of returns that are perfectly correlated with  $g$ . We follow a convention of calling a risk-free security to be perfectly correlated with  $g$ .

are  $B^{*,2} = \frac{1}{\varepsilon}$  and  $B^{*,1} = B_- - B^{*,2}$ , both of which become arbitrarily large as  $\varepsilon \rightarrow 0$ . This outcome explains why Buera and Nicolini (2004) and Farhi (2010) found that the government should take extremely large asset positions to hedge its risk. Those papers allowed a planner to trade a risk-free one period security plus other securities (long bonds in Buera and Nicolini (2004), capital in Farhi (2010)). The returns on those securities had low volatilities and high correlations with government expenditures. Consistent with our example, those authors found that an optimal portfolio has huge positions in these securities.

**Example 3.** Suppose that  $\text{cov}(R^k, R^l) = 0$  for all  $k \neq l$ . Now  $\mathbb{C}[\mathbf{R}, \mathbf{R}]$  is a diagonal matrix and  $\frac{\partial \tilde{B}^k(B_-)}{\partial B_-} \propto \frac{1}{\text{var}(R^k)}$  from (27). As the value of the outstanding government debt increases, its optimal composition shifts towards securities that have lower variances of returns. In the limit, as the variance of returns of one security approaches zero, all of the adjustments to changes in  $B_-$  use that security.

We can use this example to construct a simple model of an optimal maturity structure of government debt. Suppose that the government can issue a one-period risk-free bond and a consol with a stochastic coupon. Then the optimal issue of the consol is  $\tilde{B}_t^2 = -\frac{\text{cov}(R^2, g)}{\text{var}(R^2)}$ , which is independent of  $\tilde{B}_t$ , while the optimal issue of the riskless security is  $\tilde{B}_t^1 = \tilde{B}_t - \tilde{B}_t^2$ . Hence, the optimal effective maturity  $\frac{\tilde{B}_t^2}{\tilde{B}_t^1}$  of government debt is decreasing in the value of outstanding debt  $\tilde{B}_t$ .

### 3.3 More general shock processes

In this section, we modify the Section 2 baseline model setup to include richer shock processes. In addition to expenditure and payoff shocks, we introduce fluctuations in productivity  $\theta$  and allow  $g, p, \theta$  to be correlated across time and with each other.<sup>19</sup>

We follow the set up of Section 2 but assume that state  $s = (p, g, \theta)$  follows a first order Markov process. The conditional probability density of  $s_t$  is described by a Markov kernel  $\pi(\cdot | s_-)$ , where  $s_-$  is the realization of the shock in period  $t-1$ . We assume that  $\pi$  has a unique invariant measure  $\lambda$ . The feasibility constraint now takes the form

$$c_t + g_t = \theta_t l_t \tag{28}$$

and the return in state  $s$  is  $R(s, s_-) = \frac{p(s)}{\beta \int p(s') \pi(ds' | s_-)}$ .

Let  $\Theta \equiv \theta^{\frac{1+\gamma}{\gamma}}$  and  $Z \equiv \tau(1-\tau)^{\frac{1}{\gamma}}$ . As in Section 2, there is a one to one correspondence between  $Z$  and  $\tau$  for  $Z \leq \bar{Z}$ . The tax revenues with productivity shocks are equal to  $\Theta Z$ . Let  $\bar{g}$  and  $\bar{\Theta}$  denote ergodic means of  $g$  and  $\Theta$ . Let  $\Omega(Z, s) \equiv \frac{l^{1+\gamma}(Z, s)}{1+\gamma}$ , where the function  $l^{1+\gamma}(Z, s)$  is now defined by

$$\Theta(s)Z = \Theta(s)^{\frac{\gamma}{1+\gamma}} l(Z, s) - l^{1+\gamma}(Z, s).$$

Following Section 2 arguments, the Ramsey planner's value function satisfies the Bellman equa-

<sup>19</sup>In the Appendix B we show that discount factor shocks as in Albuquerque et al. (2016) are isomorphic to an economy with redefined  $g, p, \theta$  shocks and no discount factor shocks.

tion

$$V(B_-, s_-) = \max_{Z(\cdot), B(\cdot)} \int [(R(s, s_-)B_- - B(s)) + \gamma\Omega(Z(s), s) + \beta V(B(s), s)] \pi(ds|s_-) \quad (29)$$

where maximization is subject to  $Z(s) \leq \bar{Z}$ ,  $B(s) \in [\underline{B}, \bar{B}]$  and

$$B(s) = R(s, s_-)B_- + g(s) - \Theta(s)Z(s) \text{ for all } s. \quad (30)$$

In the interior, optimal debt satisfies

$$V(\tilde{B}_t, s_t) = \mathbb{E}_t V(\tilde{B}_{t+1}, s_{t+1}) + \beta \text{cov}_t(R_{t+1}, V'(\tilde{B}_{t+1}, s_{t+1})), \quad (31)$$

which extends the martingale equation (15) to persistent shocks.

As a counterpart to expression (16), we now define the risk-minimizing government debt  $B^*$  for the general case being studied here. As before, the Ramsey planner chooses government debt to minimize risk and fluctuations in the tax rate. The shocks here introduce additional considerations not present in the Section 2 baseline model. First, fluctuations in productivity imply that tax revenues are stochastic even when the tax rate is constant. Fix the tax rate at level  $\tau$  and observe that primary deficit  $X_\tau$ , defined as the difference between expenditures and tax revenues, is

$$X_\tau(s) = g(s) - \Theta(s)(1 - \tau)^{\frac{1}{\gamma}} \tau. \quad (32)$$

Fluctuations in the primary government deficit are driven by shocks to both government expenditures and to productivity. Furthermore, when these processes are persistent, the current state  $s_t$  conveys information about future primary deficits. Now government debt will play an important role in hedging fluctuations *in the expected present value of primary deficits*.

For a random variable  $x(s)$  that is a function of the current state only, a discounted present value of  $x$  conditional on  $s$  is  $PV(x; s) \equiv \mathbb{E}[\sum_{t=0}^{\infty} \beta^t x_t | s_0 = s]$ . Since the planner keeps the tax rate approximately constant, the mean of the invariant distribution for debt and the level of tax rate are linked through the government budget constraint by

$$\left(\frac{1 - \beta}{\beta}\right) B = \bar{g} - \bar{\Theta}(1 - \tau)^{\frac{1}{\gamma}} \tau, \quad (33)$$

which defines an implicit function  $\tau(B)$ . We define  $B^*$  as the level of debt that best hedges fluctuations in  $PV(X_{\tau(B)}; s)$ :

$$B^* \equiv \arg \min_B \text{var} [RB + PV(X_{\tau(B)})]. \quad (34)$$

We define  $Z^*$  as  $Z^* \equiv \frac{1}{\Theta} \left[ \bar{g} + \frac{1 - \beta}{\beta} B^* \right]$ .

We again use a second order approximation of policies to show that  $B^*$  is the long-run target level of government debt. To state things compactly, it helps to define two mappings. For a pair

of random variables  $x(s, s_-)$ ,  $y(s, s_-)$ , the covariance conditional on  $s_-$  is

$$\mathcal{C}^{x,y}(s_-) \equiv \int x(s, s_-)y(s, s_-)\pi(ds|s_-) - \left( \int x(s, s_-)\pi(ds|s_-) \right) \left( \int y(s, s_-)\pi(ds|s_-) \right)$$

and the conditional mean of  $x(s)$  is

$$\mathbb{E}(x; s_-) \equiv \int x(s, s_-)\pi(ds|s_-).$$

Note that both  $\mathcal{C}^{x,y}(\cdot)$  and  $\mathbb{E}(x; \cdot)$  are random variables on  $S$ . Taking a Taylor expansion of optimal policies that attain the optimal value function  $V(B_-, s_-)$  that satisfies Bellman equation (29) along lines taken in Section 2 we get<sup>20</sup>

$$\begin{aligned} \tilde{B}(s, B_-, s_-) &= B_- + [g(s) - (1 - \beta)PV(g; s)] - \bar{\Phi}(B_-)[\Theta(s) - (1 - \beta)PV(\Theta; s)] + B_-[\beta R(s, s_-) - 1] \\ &\quad - (1 - \beta)\beta^2 [B_-PV(\mathcal{C}^{R,R}; s) + PV(\mathcal{C}^{R,PV(g)}; s) - \bar{\Phi}(B_-)PV(\mathcal{C}^{R,PV(\Theta)}; s)] + \mathcal{O}(\sigma^3, (1 - \beta)\sigma^2), \end{aligned} \quad (35)$$

where  $\bar{\Phi}(B_-) = \frac{1}{\Theta} \left[ \left( \frac{1-\beta}{\beta} \right) B_- + \bar{g} \right]$ .

The first line on the right side of equation (35) collects first order expansion terms that capture direct effects of shocks to  $g, p, \theta$  on the asset positions. Government debt increases if the current realization of  $g$  is greater than annuitized expected future expenditures,  $(1 - \beta)PV(g; s)$ ; if current realization of productivity is less than then annuitized expected future productivity  $(1 - \beta)PV(\Theta; s)$ ; or if the interest payments on debt are unexpectedly high. These terms express how optimal policy uses debt to smooth aggregate shocks and embody principles conveyed by Barro (1979). The second line on the right side of equation (35) collects second order terms that consist of conditional variances and covariances of the return with expenditure and productivity shocks, which capture the hedging motives of the government.

It is convenient to re-write equation (35) in terms of ergodic moments of  $(g, p, \theta)$ . For a random variable  $x(s, s_-)$ , let  $\mathbb{E}x = \int \int x(s, s_-)\pi(ds|s_-)\lambda(ds_-)$  be its ergodic mean. Similarly, let  $\text{var}(x)$  and  $\text{cov}(x, y)$  denote ergodic variances and covariances of random variables  $x$  and  $y$ , respectively. In Appendix A.4, we show that under our assumption about  $\pi$ , we can write (35) as

$$\begin{aligned} \tilde{B}(s, B_-, s_-) &= B_- + [g(s) - (1 - \beta)PV(g; s)] - \bar{\Phi}(B_-)[\Theta(s) - (1 - \beta)PV(\Theta; s)] + B_-[\beta R(s, s_-) - 1] \\ &\quad - \beta^2 [B_- \text{var}(R) + \text{cov}(R, PV(g)) - \bar{\Phi}(B_-)\text{cov}(R, PV(\Theta))] + \mathcal{O}(\sigma^3, (1 - \beta)\sigma^2). \end{aligned} \quad (36)$$

For a random variable  $x(s, s_-)$ , let  $\hat{x}(s, s_-) \equiv x(s, s_-) - \mathbb{E}(x; s_-)$ . We can use (36) to obtain

**Proposition 6.** *The invariant distribution of  $\left\{ \tilde{B}_t, \tilde{Z}_t \right\}_t$  has*

- **Means**

$$\mathbb{E}(\tilde{B}_t) = B^* + \mathcal{O}(\sigma, (1 - \beta)), \quad \mathbb{E}(\tilde{Z}_t) = Z^* + \mathcal{O}(\sigma, (1 - \beta));$$

<sup>20</sup>A detailed derivation of equation (35) appears in Appendix A.4.

- **Speeds of reversion to means**

$$\frac{\mathbb{E}_t(\tilde{B}_{t+1} - B^*)}{\tilde{B}_t - B^*} = \frac{\mathbb{E}_0(\tilde{Z}_{t+1} - Z^*)}{\mathbb{E}_0(\tilde{Z}_t - Z^*)} = \frac{1}{1 + \beta^2 \text{var}(R)} + \mathcal{O}(\sigma^3, (1 - \beta)\sigma^2);$$

- **Variiances** Define  $\mathbb{B}(s) \equiv B^* - \beta [\mathbb{E}(PV(g - \bar{g}; s'); s) - \bar{\Phi}(B^*)\mathbb{E}(PV(\Theta - \bar{\Theta}; s'); s)]$ . Then

$$\begin{aligned} \text{var}(\tilde{B}_t - \mathbb{B}_t) &= \frac{\text{var}(\hat{P}V(g) - \bar{\Phi}(B^*)\hat{P}V(\Theta) + \mathbb{B}\hat{R})}{\text{var}(R)} + \mathcal{O}(\sigma, (1 - \beta)), \\ \text{var}(\tilde{Z}_t) &= \left(\frac{1 - \beta}{\beta}\right)^2 \text{var}(\tilde{B}_t - \mathbb{B}_t) + \mathcal{O}(\sigma^3, (1 - \beta)\sigma^2). \end{aligned}$$

Proposition 6 shows that just as in Section 2, the Ramsey planner chooses government debt to minimize risk and keep the tax rate approximately constant. One can extend our approximations (19) to show that the Euler equation (31) induces reversion of government debt to a risk-minimizing level. Productivity shocks now induce fluctuations in tax revenues even when the tax rate is constant.

The risk-minimizing debt level  $B^*$  can be computed from formula (34) and further simplified after we observe that  $\frac{\partial}{\partial B}\tau(B) = \mathcal{O}(1 - \beta)$ . Given this, we have

$$\begin{aligned} B^* &= -\frac{\text{cov}(R, PV(X_{\tau(B)}))}{\text{var}(R)} + \mathcal{O}(\sigma, (1 - \beta)) \text{ for any } B \\ &= -\frac{\text{cov}(R, PV(g)) - \frac{\bar{g}}{\bar{\Theta}}\text{cov}(R, PV(\Theta))}{\text{var}(R)} + \mathcal{O}(\sigma, (1 - \beta)). \end{aligned} \quad (37)$$

The simple formula (37) for the approximate risk-minimizing debt level presents a further insight that we shall exploit in Sections 3.4 and 4. It shows that the endogenous covariances that appear in this formulas are not very sensitive to values of  $\tau(B)$  at which they are evaluated. That suggests that if we were to observe data generated under a suboptimal tax rate policy  $\tau(B)$ , observations of the primary deficit  $X_{\tau(B)}$  would still allow us to compute the optimal level of debt  $B^*$  accurately by using (37).

We end this section by applying our formulas when  $g, \Theta, p$  obey the AR(1) processes

$$\begin{aligned} g_t &= (1 - \rho_g)\bar{g} + \rho_g g_{t-1} + \varepsilon_{g,t}, \\ \Theta_t &= (1 - \rho_\Theta)\bar{\Theta} + \rho_\Theta \Theta_{t-1} + \varepsilon_{\Theta,t} \\ p_t &= \bar{p} + \varepsilon_{p,t}, \end{aligned}$$

where  $\varepsilon_{g,t}, \varepsilon_{p,t}, \varepsilon_{\Theta,t}$  are i.i.d over time with zero means. Now  $\text{cov}(R, PV(g)) = \frac{\text{cov}(R, g)}{1 - \rho_g \beta}$  and

$\text{cov}(R, PV(\Theta)) = \frac{\text{cov}(R, \Theta)}{1 - \rho_\Theta \beta}$ . Therefore

$$\begin{aligned} B^* &= - \left( \frac{1}{1 - \rho_g \beta} \right) \frac{\text{cov}(R, g)}{\text{var}(R)} + \frac{\bar{g}}{\bar{\Theta}} \left( \frac{1}{1 - \rho_\Theta \beta} \right) \frac{\text{cov}(R, \Theta)}{\text{var}(R)}, \\ &= - \left( \frac{\beta}{1 - \rho_g \beta} \right) \frac{\text{cov}(\epsilon_p, \epsilon_g)}{\text{var}(\epsilon_p)} + \frac{\bar{g}}{\bar{\Theta}} \left( \frac{\beta}{1 - \rho_\Theta \beta} \right) \frac{\text{cov}(\epsilon_p, \epsilon_\Theta)}{\text{var}(\epsilon_p)}. \end{aligned} \quad (38)$$

Equation (38) shows how autocorrelations affect the target level of government debt. For instance, keeping  $\rho_\Theta$  fixed, higher persistence of the expenditure shocks as measured by  $\rho_g$  implies a higher absolute value of government debt asymptotically. The sign of the covariance between returns and the primary government deficit determines the sign of the mean level of government debt.

### 3.4 Risk aversion and endogenous returns

We extend our analysis to a setting in which the representative agent has preferences that display risk-aversion. We retain other assumptions of Section 3.3 but now allow curvature in the utility of consumption by assuming that preferences are described by

$$U(c, l) = \frac{c^{1-\alpha} - 1}{1-\alpha} - \frac{l^{1+\gamma}}{1+\gamma}. \quad (39)$$

We let  $U_{x,t}$  or  $U_{xy,t}$  denote first and second derivatives of  $U$  with respect to  $x, y \in \{c, l\}$ . We assume that natural debt limits restrict the consumer, which ensures that first-order conditions are satisfied off corners.

An allocation  $\{c_t, l_t, B_t\}_t$  is a competitive equilibrium if and only if it satisfies the feasibility constraint (28) and implementability conditions

$$U_{c,t} B_t + U_{c,t} \left[ \theta_t l_t + \frac{U_{l,t}}{U_{c,t}} l_t - g_t \right] = \frac{p_t U_{c,t}}{\beta \mathbb{E}_{t-1} p_t U_{c,t}} U_{c,t-1} B_{t-1} \quad t \geq 1, \quad (40)$$

$$c_0 + b_0 = - \frac{U_{l,0}}{U_{c,0}} l_0 + p_0 \beta^{-1} B_{-1}. \quad (41)$$

An optimal allocation maximizes  $\mathbb{E}_0 \sum_t \beta^t U(c_t, l_t)$  subject to constraints (28), (40), and (41).

It is helpful to redefine variables. Let  $\mathcal{B}_t \equiv U_{c,t} B_t$ ,  $\mathcal{R}_t \equiv \frac{U_{c,t} p_t}{\beta \mathbb{E}_{t-1} U_{c,t} p_t}$ , and  $\mathcal{X}_t \equiv U_{c,t} [g_t - \tau_t \theta_t l_t]$  be marginal utility adjusted debt, return and primary deficit. Using the household's first-order necessary conditions and the resource constraint, at any state  $s$  for a given tax rate  $\tau$ , a household's consumption  $c_\tau(s)$  satisfies

$$(1 - \tau) \theta(s) c_\tau(s)^{-\alpha} + \left( \frac{c_\tau(s) + g(s)}{\theta(s)} \right)^\gamma = 0. \quad (42)$$

Along any history  $(s^{t-1}, s_t)$  effective returns and effective deficits can be expressed in terms of

exogenous states  $s_t$  and a period- $t$  tax rate  $\tau$  as

$$\begin{aligned}\mathcal{R}_\tau(s_t, s^{t-1}) &= \frac{c_{\tau(s_t)}(s_t)^{-\alpha} p(s_t)}{\beta \int c_{\tau(s')} (s')^{-\alpha} p(s') \pi(ds'|s_{t-1})}, \\ \mathcal{X}_\tau(s_t, s^{t-1}) &= \left( \frac{c_\tau(s_t) + g(s_t)}{\theta(s_t)} \right)^{1+\gamma} - c_\tau(s_t)^{1-\alpha}.\end{aligned}$$

These transformations allow us to assert that the Ramsey planner's optimal value function for  $t \geq 1$  satisfies the Bellman equation:

$$V(\mathcal{B}_-, s_-) = \max_{\tau(\cdot), \mathcal{B}(\cdot)} \int \left[ U \left( c_{\tau(s)}(s), \frac{c_{\tau(s)}(s) + g(s)}{\theta(s)} \right) + \beta V(\mathcal{B}(s), s) \right] \pi(ds|s_-) \quad (43)$$

where maximization is subject to

$$\mathcal{B}(s) = \mathcal{R}_\tau(s, s_-) \mathcal{B}_- + \mathcal{X}_{\tau(s)}(s) \text{ for all } s. \quad (44)$$

Problem (43) closely resembles Problem (29) except that all variables have been transformed into their effective counterparts.<sup>21</sup> The planner now uses effective debt to smooth risk, and the evolution of optimal effective government debt level satisfies

$$V'(\tilde{\mathcal{B}}_t, s_t) = \mathbb{E}_t V'(\tilde{\mathcal{B}}_{t+1}, s_{t+1}) + \beta \text{cov}_t(\mathcal{R}_{t+1}, V'(\tilde{\mathcal{B}}_{t+1}, s_{t+1})),$$

an analogue of (31). The economic intuition for this equation is that the planner still uses covariance of returns with shadow cost of debt to hedge risk, but adjusts all the variables for the shadow costs of raising revenues.

We can use insights from Section 3.3 to define a risk-minimizing level of effective debt as

$$\mathcal{B}^* \equiv \arg \min_{\mathcal{B}} \text{var} [\mathcal{R}\mathcal{B} + PV(\mathcal{X}_{\tau(\mathcal{B})})], \quad (45)$$

where  $\tau(\mathcal{B})$  satisfies the following ergodic version of the government budget constraint

$$\left( \frac{1-\beta}{\beta} \right) \mathcal{B} = \mathbb{E} \mathcal{X}_\tau(\cdot). \quad (46)$$

We extend Proposition 6 to accommodate risk averse preferences.

**Proposition 7.** *The ergodic mean and the speed of mean reversion of effective debt  $\{\tilde{\mathcal{B}}_t\}_t$  are*

$$\mathbb{E} \tilde{\mathcal{B}}_t = \mathcal{B}^* + \mathcal{O}(\sigma, 1-\beta),$$

<sup>21</sup>The planner's problem at  $t=0$  at initial debt  $B_{-1}$  and state  $s_{-1}$  is

$$\max_{\tau(\cdot), \mathcal{B}(\cdot)} \int \left[ U \left( c_{\tau(s)}(s), \frac{c_{\tau(s)}(s) + g(s)}{\theta(s)} \right) + \beta V(\mathcal{B}(s), s) \right] \pi(ds|s_{-1})$$

subject to

$$\mathcal{B}(s_0) = \mathcal{X}_\tau(s) + U_c(c_{\tau(s)}(s)) p(s) \beta^{-1} B_{-1} \quad \forall s$$

$$\frac{\mathbb{E}_t(\tilde{\mathcal{B}}_{t+1} - \mathcal{B}^*)}{\tilde{\mathcal{B}}_t - \mathcal{B}^*} = \frac{1}{1 + \beta^2 \text{var}(\mathcal{R}_{\tau(\mathcal{B}^*)})} + \mathcal{O}(\sigma^3, (1 - \beta)\sigma^2).$$

Furthermore,  $\mathcal{B}^*$  satisfies

$$\mathcal{B}^* = -\frac{\text{cov}(\mathcal{R}_{\tau(\mathcal{B})}, PV(\mathcal{X}_{\tau(\mathcal{B})}))}{\text{var}(\mathcal{R}_{\tau(\mathcal{B})})} + \mathcal{O}(1 - \beta) \text{ for any } \mathcal{B}. \quad (47)$$

Proposition 7 confirms our theme that a target level of government debt under the optimal plan solves a variance-minimization problem. It also extends a finding from equation (37) that while second moments of returns and the primary government deficit depend on government policy, effects on the tax rate are small, so omitting them lead to errors of order only  $\mathcal{O}(1 - \beta)$ .

Formula (47) has implications about an optimal level of risk-free debt that relate to findings of Aiyagari et al. (2002). The return on risk-free debt is known one period in advance, but the effective return is not. In particular, the effective return is high in states in which consumption is low, namely, states in which the primary government deficit is high, either because government expenditures are high or productivity is low, making  $\text{cov}(\mathcal{R}_{\tau}, PV(\mathcal{X}_{\tau})) > 0$ . Therefore, formula (47) implies that an optimal long-run level of risk-free debt is negative, i.e., the planner accumulates assets. Furthermore, since aggregate consumption growth is not volatile, at least in U.S. data,  $\text{var}(\mathcal{R}_{\tau})$  would be low in most U.S. calibrations, implying that the long-run asset level should be quite high (see also Example 2 in Section 3.2). This provides intuition for some of the numerical findings in Aiyagari et al. (2002) and some subsequent contributions too.

We can apply insights from Section 3.2 to situations in which the planner manages a portfolio of  $K$  securities. A version of the planner's Bellman equation (43), modified to have effective total assets to be the state variable, extends along the lines in (23). In the interior, a martingale equation restricts every security, namely,

$$V'(\tilde{\mathcal{B}}_t, s_t) = \mathbb{E}_t \mathcal{R}_{t+1}^k V'(\tilde{\mathcal{B}}_{t+1}, s_{t+1}) = \mathbb{E}_t V'(\tilde{\mathcal{B}}_{t+1}, s_{t+1}) + \beta \text{cov}_t(\mathcal{R}_{t+1}^k, V'(\tilde{\mathcal{B}}_{t+1}, s_{t+1})), \quad (48)$$

where  $\mathcal{R}_{t+1}^k$  is the effective return on security  $k$ . Equation (48) implies equation (34) of Farhi (2010) that describes CCAPM Euler equations. Now let  $\mathcal{R}_{\tau}^k$  be the effective returns on asset  $k$  evaluated at tax rate  $\tau$  and let  $\mathcal{R}_{\tau} = [\mathcal{R}_{\tau}^1 \dots \mathcal{R}_{\tau}^K]$  be a matrix of these returns. Combining the insights from this section and Lemma 4, it follows that the risk-minimizing portfolio can be approximated, up to the order  $\mathcal{O}(\sigma, (1 - \beta))$ , by

$$-\mathbb{C}[\mathcal{R}_{\tau(0)}, \mathcal{R}_{\tau(0)}]^{-1} \mathbb{C}[\mathcal{R}_{\tau(0)}, PV(\mathcal{X}_{\tau(0)})]. \quad (49)$$

## 4 A quantitative example

We now study an economy with a risk-averse representative consumer together with  $g, p, \theta$  processes calibrated to match stylized U.S. business cycle facts during the post WWII period. We use this calibrated economy to verify the accuracy of our approximations for the ergodic behavior of government debt, the tax rate, and tax collections under an optimal plan. Specifically, we compare the means, variances and convergence speeds using the expressions in Proposition 7,



equation (49) governing the risk-minimizing portfolio, and related extensions of expressions for other moments reported in Proposition 6.

We set utility function parameters  $\alpha, \gamma, \beta$  equal to 1, 2, 0.98. We begin by assuming that households and the government trade a single one-period security and parameterize a stochastic process for  $(\theta_t, p_t, g_t)$  in terms of the following AR(1) specifications:

$$\begin{aligned}\ln \theta_t &= \rho_\theta \ln \theta_{t-1} + \sigma_\theta \epsilon_{\theta,t} \\ \ln g_t &= \ln \bar{g} + \chi_g \epsilon_{\theta,t} + \sigma_g \epsilon_{g,t} \\ \ln p_t &= \chi_p \epsilon_{\theta,t} + \sigma_p \epsilon_{p,t},\end{aligned}$$

where  $\epsilon_{\theta,t}$ ,  $\epsilon_{g,t}$  and  $\epsilon_{p,t}$  are i.i.d. standard normal random variables.

Our parameterizations of productivity and government expenditures are standard, but our calibration of asset payoff is less common. The literature typically assumes that the real payoff on government debt is risk-free and calculates returns on that asset from a marginal utility of a representative consumer within a neoclassical growth model. This approach unfortunately implies asset returns that are not consistent with observed returns on government debt. That deficiency matters for us because our formulas assert that the variance and covariance of returns on government debt are important determinants of optimal debt management. We set parameters of the stochastic process of payoffs  $p_t$  to assure that the return on the government's portfolio matches the return on the security held or issued by the government in our model.<sup>22</sup>

Table II documents our calibration targets for parameters  $(\bar{g}, \rho_\theta, \chi_g, \chi_p, \sigma_\theta, \sigma_g, \sigma_p)$  in terms of moments of output, government expenditures, and bond returns. We use time series for these variables for 1947-2014 at annual frequencies. Except for returns, we took logarithms of all variables and then Hodrick-Prescott pre-filtered them, using a smoothing parameter equal to 6.25. For output  $y_t$  and government expenditures  $g_t$ , we use Bureau of Economic Analysis data for aggregate real labor earnings and federal government consumption expenditures plus transfer payments.<sup>23</sup> We measure  $B_t$  as the real market value of gross federal debt series published by the Federal Reserve Bank of Dallas.<sup>24</sup>

We propose two measures of returns on government debt. As a baseline, we impute real returns  $R_t$  using data on the real federal primary deficit<sup>25</sup>  $X_t$  and market value of government debt  $B_t$ . The observed duration of government debt has been approximately constant, allowing us to write the government budget constraint as

$$(p_t + q_t)B_{t-1} = q_t B_t - X_t. \quad (50)$$

<sup>22</sup>The finance literature argues for a stochastic discount factor that is sufficiently volatile and has a predictable component to account for premia and volatility of returns. In Appendix B we show that that our model with payoff shocks is essentially equivalent to a model with discount factor shocks. The stochastic process for discount factor shocks can be reverse engineered such that one can replicate the desired asset pricing moments. However, in line with the payoff shock framework used throughout the paper, we chose to calibrate  $p_t$  directly.

<sup>23</sup>Since in our model we abstract from capital, our measure of output  $y$  is aggregate labor earnings. Results remain essentially unchanged if we use GDP per capita instead.

<sup>24</sup>Calculation of this series takes into account outstanding marketable and non-marketable debt of different maturities issued by the Treasury and uses current market prices to convert par value to market value.

<sup>25</sup>We measure this as government expenditure, i.e., federal consumption and transfer payments, minus total federal tax receipts, both from the Bureau of Economic Analysis.

Multiply and divide the first term by  $q_{t-1}$  and use the fact that the holding period return for long term debt is  $R_t = \frac{q_t + p_t}{q_{t-1}}$  to rewrite equation (50) as

$$R_t = \frac{B_t - X_t}{B_{t-1}}, \quad (51)$$

where  $B_t = q_t B_t$  is the observed market value of government debt. The average annual return in our sample is about 5% and its standard deviation is 5%. As an alternative measure, we also calibrate payoffs to match the moments of the real one year U.S. treasury yield, obtained from release H.15 of the Board of Governors of the Federal Reserve System. The average return in our sample is 2.0% with a standard deviation of 2.6%. The main difference between the two return measures comes from the fact that capital gains from revaluations of long term debt are captured in imputed returns, but not in one year treasury yields.

Returns in our model are endogenous and depend both on parameters and on government policy  $\{\tau_t, B_t\}_t$ . We assume that the tax rate conformed to the rule

$$\tau_t = (1 - \rho_\tau)\bar{\tau} + \rho_\tau \tau_{t-1} + \rho_Y \log y_t + \rho_{Y-} \log y_{t-1} + \rho_g g_t + \rho_{g-} g_{t-1} + \rho_R R_t + \rho_{R-} R_{t-1} + \rho_{B-} \log B_{t-1}, \quad (52)$$

whose coefficients we estimated with an OLS regression using our series on output, expenditure, returns, debt, and an average marginal income tax rate  $\tau_t$  obtained from Barro and Redlick (2011). Our specification (52) is flexible enough to capture how tax rates are persistent and how they adjust to movements in government expenditures, returns, and the level of government debt. We report estimated coefficients of (52) in Table III and the in-sample fit in Figure II. Given our estimated tax rule, we set debt  $\{B_t\}_t$  to satisfy the government's budget constraint. Appendix C provides details about how we compute a competitive equilibrium given government policy  $\{\tau_t, B_t\}_t$ . Table II summarizes parameters values and the fit of a competitive equilibrium outcomes to U.S. data.

Using this calibration, we compute a global approximation to the Ramsey allocation using time iteration on the Euler equations of the planning problem.<sup>26</sup> Appendix C reports details about the numerical procedure. In Table IV, we compare predictions of our quadratic approximations about the behavior of government debt and tax revenues to those obtained by using a more accurate global numerical procedure. Given our assumption of logarithmic utility, effective debt and returns are simply  $\mathcal{B}_t = B_t/c_t$  and  $\mathcal{R}_t = R_t c_t/c_{t-1}$ . Following Proposition 7, we use equation (47) evaluated at  $\tau(0)$  to calculate the risk-minimizing level of debt and  $\text{var}(\mathcal{R}_{\tau(0)})$  to compute the speed of mean reversion. We similarly use equations in Proposition 6, now written in terms of effective units, to compute the ergodic variance of effective debt and moments of tax rates  $Z_t = \tau_t (1 - \tau_t)^{\frac{1}{\gamma}}$ .

We computed the ergodic distribution by simulating policies computed using the global approximation method. The first two columns in Table IV show that for the baseline calibration, our expressions for the ergodic distribution of debt and tax revenues approximate well those

<sup>26</sup>In our case the optimal policies for effective debt and taxes can be cast as functions of the derivative of the value function of the planner. An accurate approximation of the Euler equation provides much more precise information of the slope of the value function than would an accurate approximation of its level. See McGrattan (1996) and Judd (1998) for more details on Euler equation based projection methods and value function iteration methods.

obtained from the simulations. As an illustration of how the approximations do away from the ergodic distribution, we plot  $\mathbb{E}_0 \mathcal{B}_t$  using

$$\mathbb{E}_0[\mathcal{B}_t - \mathcal{B}^*] \approx (\mathcal{B}_t - \mathcal{B}^*) \left( \frac{1}{1 + \beta^2 \text{var}(\mathcal{R}_{\tau(0)})} \right)^t, \quad (53)$$

and compare it to the mean path of length 15000 periods constructed using 10000 simulations under policies computed using the more accurate global methods. Figure III indicates that formula (53) gives a very accurate approximation for the entire path and not just its long run target level of effective debt.

An insight of Proposition 7 is that covariances and variances are not very sensitive to the policies under which they are evaluated. Therefore, one should expect that the calculation of these variances in the data, generated by the actual rather than an optimal policy, produce reliable estimates of the optimal long-run debt level. We verify this as follows. Consider a simple first order VAR

$$\begin{bmatrix} \mathcal{X}_t \\ \log y_t \end{bmatrix} = A \begin{bmatrix} \mathcal{X}_{t-1} \\ \log y_{t-1} \end{bmatrix} + \Sigma \begin{bmatrix} \epsilon_{\mathcal{X},t} \\ \epsilon_{y,t} \end{bmatrix}.$$

Let  $[a_{\mathcal{X}} \ a_y]$  be the first row of the matrix  $[I - \beta A]^{-1}$ . Then the expected present value of the primary government surplus conditional on  $(\mathcal{X}_t, \log y_t)$  is

$$PV(\mathcal{X}; (\mathcal{X}_t, \log y_t)) = [a_{\mathcal{X}} \ a_y] \begin{bmatrix} \mathcal{X}_t \\ \log y_t \end{bmatrix},$$

and an appropriate estimate of the target level of debt is

$$\mathcal{B}^* = -a_y \frac{\text{cov}(\mathcal{R}_t, \log y_t)}{\text{var}(\mathcal{R}_t)} - a_{\mathcal{X}} \frac{\text{cov}(\mathcal{R}_t, \mathcal{X}_t)}{\text{var}(\mathcal{R}_t)}.$$

We use our time series for returns, consumption, output, and the primary government deficit to construct time series of  $\mathcal{R}_t$  and  $\mathcal{X}_t$ . Table V presents the estimated coefficients and moments that we then use to estimate both the target level of effective debt and the speed of the mean reversion reported in the column titled ‘‘VAR’’ in Table IV.

The findings in Table IV convey that at our baseline calibration the long-run effective debt is close to zero, that the convergence is slow (half life of 237 years), that government debt has large fluctuations (the standard deviation is 18%), while there are small movements in the tax rate represented by  $Z_t$  (the standard deviations is 0.2%). A key empirical fact that drives these results is that a substantial component of fluctuations in returns is uncorrelated with fundamentals. That makes holding large positions frustrate the hedging motive and drives the optimal plan towards low assets.

In our baseline, we chose the payoff process to match imputed returns on the total debt portfolio traded by the government. To check robustness of our results we show that our approximation procedure continues to work when we instead measure the returns using the 1 year U.S. treasury yield or assume that the real debt traded by the government is risk-free. In Table

IV, the columns “1 yr. yield” and “risk-free debt” report moments of the ergodic distribution for our calibrated economy in which we set  $\chi_p = -0.10$ ,  $\sigma_p = 0.02$  to match the standard deviation of 1 year U.S. treasury yields and the correlation of those yields with output, which are 2.6% and -0.20 in our sample, respectively, and then, alternatively,  $\chi_p = \sigma_p = 0$  to obtain the risk free payoff. These alternative assumptions about returns progressively weaken the orthogonal component. Consistent with our discussion of equation (47), the government holds a larger asset position (i.e., a negative debt) to exploit the stronger positive correlation of returns and deficits. Because the speed of mean reversion is inversely related to the volatility of returns, the half-life of debt increases from 237 years in the baseline calibration to 655 years for the calibration with one year yields and increases further to 1244 years for the risk-free debt. In all of these settings, our simple formulas capture the comparative outcomes extremely well.

We now extend our analysis to allow the government to trade multiple assets. We pursue two aims with this extension. First, we want to evaluate the accuracy of approximations provided by equation (49). Second, we want to highlight additional insights about optimal government portfolio management and to re-examine an argument of Lucas and Zeldes (2009) that it is optimal for a government to take a positive position in a risky security that pays a risk premium. Although our problem has some features in common with the problem solved by Merton (1969), there are two critical differences: our problem is posed within a general equilibrium in which a Ramsey planner takes into account how its government actions affect asset returns; and the Ramsey planner is benevolent.

We fix parameters as described above except that now we assume that the government trades two securities. One is a riskless real bond; the logarithm of the payoff on the other security is described by  $\ln p_t = \chi_p \epsilon_{\theta,t} + \sigma_p \epsilon_{p,t}$ , where  $\chi_p, \sigma_p$  are now calibrated to match the correlation of dividends on the S&P500 with output and the standard deviation of these dividends, which for our sample take the values 0.30 and 4.5%. Making the payoffs positively comove with TFP results in higher expected holding period returns relative to the risk free rate.<sup>27</sup> We set the initial debt at 130% of output.

From Table VI we see that the formula in equation (49) accurately describes the long-run portfolio in addition to the speed of mean reversion and standard deviation of total assets. In the long run, the optimal plan has negative debt invested almost solely in the risk free asset. Initially, when it is indebted, the government shorts the stock market. Although the initial short position in the stock market exposes the government to the orthogonal component  $\epsilon_{p,t}$  in the payoff, temporarily it provides a good hedge by delivering higher returns in times of low TFP. Eventually, the government uses only the risk free bond to hedge. The dynamics of portfolio rebalancing are consistent with Example 3 from Section 3.2. The two subplots in Figure IV show the marginal utility adjusted government positions in the risk-free security (top) and in the risky security (bottom). The Figure plots the mean path of the portfolio positions computed using the global approximation described above (solid lines) and using extensions of our formulas from

---

<sup>27</sup>Given our assumption of isoelastic preferences, we cannot match the risk premium quantitatively, but we conjecture that our approach extends to Epstein-Zin preferences and richer environments with more realistic implications for asset pricing behavior such as one considered by Albuquerque et al. (2016). We leave this extension to future work.

Proposition 5 to risk aversion<sup>28</sup> (dashed lines). As with the single asset case, our approximations capture the convergence to as well as the level of the ergodic mean.

Our quantitative analysis confirms the optimality of a portfolio management rule based on the variance-minimization principle outlined in Section 3.2 and cautions against following recommendations that a government should on the margin invest in assets that pay a risk premium. In our economy, the Ramsey planner shares households' aversion to consumption risk, an aversion that in general equilibrium requires a return premium to compensate for bearing risk. The Ramsey planner finds it optimal to invest in such assets only in so far as doing so helps to reduce the total riskiness of gross government expenditures.

## 5 Concluding remarks

This paper characterizes optimal debt management and flat rate taxation in a fairly general incomplete markets model. We express dynamic hedging motives in a terms of a fiscal risk minimization problem. We present simple formulas for the mean, variance, and speed of convergence to an ergodic distribution of government debt. We analyze some extensions of our basic environment, an endeavor we pursue in Bhandari et al. (2015b), where we study economies in which persistent differences in skills unleash social motives for redistribution and social insurance. The analysis here sets the stage for such extensions – partly by providing appropriate tools for approximating equilibria well and for formulating Ramsey problems in mathematically convenient ways, and partly by isolating transcendent forces that ultimately determine transient and long-run dynamics of government debt and taxes in richer settings. For example, appropriately adjusted fiscal risk minimization problems continue to shape the mean of an ergodic distribution of government debt, while the hedging costs of being away from that fiscal risk-minimizing debt level shape speeds of convergence. Another extension, Bhandari et al. (2015a), uses the empirical properties of returns across maturities to compute an optimal maturity structure of government debt.

---

<sup>28</sup>Extending the formulas amount to replacing  $\mathbf{R}$  with  $\mathcal{R}_{\tau(0)}$  returns and  $g$  with  $PV(\mathcal{X}_{\tau(0)})$ .

## References

- Aiyagari, S. Rao, Marcet, Albert, Sargent, Thomas J., and Seppala, Juha, “Optimal Taxation without State-Contingent Debt”, *Journal of Political Economy*, 110 (2002), 1220–1254.
- Albuquerque, Rui, Eichenbaum, Martin, Luo, Victor Xi, and Rebelo, Sergio, “Valuation Risk and Asset Pricing”, *The Journal of Finance*, 71 (2016), 2861–2904.
- Angeletos, George-Marios, “Fiscal Policy with Noncontingent Debt and the Optimal Maturity Structure”, *The Quarterly Journal of Economics*, 117 (2002), 1105–1131.
- Barro, Robert J, “On the Determination of the Public Debt”, *Journal of Political Economy*, 87 (1979), 940–971.
- , “Notes on Optimal Debt Management”, *Journal of Applied Economics*, 2 (1999), 281–289.
- , “Optimal Management of Indexed and Nominal Debt”, *Annals of Economics and Finance*, 4 (2003), 1–15.
- Barro, Robert J. and Redlick, Charles J., “Macroeconomic Effects From Government Purchases and Taxes”, *Quarterly Journal of Economics*, 126 (2011), 51–102.
- Bhandari, Anmol, Evans, David, Golosov, Mikhail, and Sargent, Thomas, “The Optimal Term Structure of Government Debt”, [2015a].
- , “Taxes, Debt and Redistribution with Incomplete Markets”, [2015b].
- Bohn, Henning, “Tax Smoothing with Financial Instruments”, *The American Economic Review*, 80 (1990), 1217–1230.
- Buera, Francisco and Nicolini, Juan Pablo, “Optimal Maturity of Government Debt without State Contingent Bonds”, *Journal of Monetary Economics*, 51 (2004), 531–554.
- Chari, V V, Christiano, Lawrence J, and Kehoe, Patrick J, “Optimal Fiscal Policy in a Business Cycle Model”, *Journal of Political Economy*, 102 (1994), 617–652.
- Debortoli, Davide, Nunes, Ricardo, and Yared, Pierre, “Optimal Time-Consistent Government Debt Maturity”, *Quarterly Journal of Economic*, (forthcoming, 2016).
- Dunford, Nelson and Schwartz, Jacob T, *Linear Operators, Part I General Theory and Part II Spectral Theory* (Interscience Publishers) [1963, 1966].
- Faraglia, Elisa, Marcet, Albert, and Scott, Andrew, “Dealing with Maturity : Optimal Fiscal Policy with Long Bonds”, [2012].
- Farhi, Emmanuel, “Capital Taxation and Ownership When Markets Are Incomplete”, *Journal of Political Economy*, 118 (2010), 908–948.
- Fleming, Wendell H., “Stochastic Control for Small Noise Intensities”, *SIAM Journal on Control*, 9 (1971), 473–517.

- Hopenhayn, Hugo A. and Prescott, Edward C., “Stochastic Monotonicity and Stationary Distributions for Dynamic Economies”, *Econometrica*, 60 (1992), 1387–1406.
- Judd, Kenneth L, *Numerical methods in economics* (MIT press) [1998].
- Kopecky, Karen and Suen, Richard, “Finite State Markov-chain Approximations to Highly Persistent Processes”, *Review of Economic Dynamics*, 13 (2010), 701–714.
- Lucas, Deborah J and Zeldes, Stephen P, “Pensions and Health Care: Fiscal Challenges for State and Local Governments-How Should Public Pension Plans Invest?”, *American Economic Review*, 99 (2009), 527–532.
- Lucas, Robert E and Stokey, Nancy L, “Optimal fiscal and monetary policy in an economy without capital”, *Journal of Monetary Economics*, 12 (1983), 55–93.
- Lustig, Hanno, Sleet, Christopher, and Yeltekin, Sevin, “Fiscal Hedging with Nominal Assets”, *Journal of Monetary Economics*, 55 (2008), 710 – 727.
- Markowitz, Harry, “Portfolio Selection”, *The Journal of Finance*, 7 (1952), 77–91.
- McGrattan, Ellen R., “Solving the stochastic growth model with a finite element method”, *Journal of Economic Dynamics and Control*, 20 (1996), 19–42.
- Merton, Robert C., “Lifetime Portfolio Selection under Uncertainty: The Continuous-Time Case”, *The Review of Economics and Statistics*, 51 (1969), 247–257.
- Quah, John K.-H, “The Comparative Statics of Constrained Optimization Problems”, *Econometrica*, 75 (2007), 401–431.
- Schmitt-Grohe, Stephanie and Uribe, Martin, “Solving dynamic general equilibrium models using a second-order approximation to the policy function”, *Journal of Economic Dynamics and Control*, 28 (2004), 755–775.
- Siu, Henry E, “Optimal Fiscal and Monetary Policy with Sticky Prices”, *Journal of Monetary Economics*, 51 (2004), 575–607.

## A Proofs

### A.1 Proofs for Section 2

We first show preliminary results that we discussed in Section 2. Let  $\{\tilde{B}_t, \tilde{l}_t\}_t$  be a solution to (10) and  $\tilde{Z}_t = \tilde{l}_t - \tilde{l}_t^{1+\gamma}$ .

**Lemma 5.**  $\tilde{l}_t^\gamma \geq \frac{1}{1+\gamma}$  for all  $t$  and there is one to one map between  $\tilde{l}_t$  and  $\tilde{Z}_t$  and  $\tilde{\tau}_t$  and  $\tilde{Z}_t$  with  $\tilde{Z}_t \leq \bar{Z}$  for all  $t$ . The function  $\Psi : (-\infty, \bar{Z}] \rightarrow \mathbb{R}$  is strictly decreasing, strictly concave, differentiable and satisfies  $\lim_{Z \rightarrow -\infty} \Psi'(Z) = 0$  and  $\lim_{Z \rightarrow \bar{Z}} \Psi'(Z) = -\infty$ .

*Proof.* First we show that  $\tilde{l}_t^\gamma \geq \frac{1}{1+\gamma}$  for all  $t$ . Suppose there exists a  $k$  such that  $\tilde{l}_k^\gamma < \frac{1}{1+\gamma}$ . Let total revenues  $Z(l) \equiv l - l^{1+\gamma}$ . The maximum value of  $Z(\cdot)$  is achieved at  $l^* = \frac{1}{(1+\gamma)^{\frac{1}{\gamma}}}$ . Since  $Z(\infty) = -\infty < Z(\tilde{l}_k) < Z(l^*)$ , applying the Intermediate Value Theorem, we can find a  $l'_k > \frac{1}{(1+\gamma)^{\frac{1}{\gamma}}} > \tilde{l}_k$  such that  $Z(l'_k) = Z(\tilde{l}_k)$ . Construct an alternative sequence of  $\{\tilde{B}_t, \hat{l}_t\}_t$  where  $\hat{l}_t = l'_k$  for  $t = k$  and  $\hat{l}_t = \tilde{l}_t$  for  $t \neq k$ . This sequence  $\{\tilde{B}_t, \hat{l}_t\}_t$  also satisfies constraints (9) for all  $t$  but has a strictly higher welfare as the objective function (10) is strictly increasing in  $l_t$ . Thus, we obtain a contradiction that  $\{\tilde{B}_t, \tilde{l}_t\}$  is a optimal solution.

Since  $\tilde{l}_t^\gamma \geq \frac{1}{1+\gamma}$ , it implies that  $\tilde{Z}_t \leq \gamma \left(\frac{1}{1+\gamma}\right)^{1+1/\gamma}$ , which is our definition of  $\bar{Z}$ , and the relationship between  $\tilde{Z}_t$  and  $\tilde{l}_t$  and  $\tilde{\tau}_t$  and  $\tilde{Z}_t$  is one to one in the relevant range of  $\tilde{Z}_t$ . The function  $\Psi$  satisfies  $\Psi(l - l^{1+\gamma}) = \frac{1}{1+\gamma} l^{1+\gamma}$  and is defined for  $l^\gamma \geq \frac{1}{1+\gamma}$ . Differentiate it twice and take the limits as  $l^\gamma \rightarrow \frac{1}{1+\gamma}$  and  $l^\gamma \rightarrow \infty$  (which corresponds to  $Z \rightarrow \bar{Z}$  and  $Z \rightarrow -\infty$ ) to show properties of  $\Psi$ .  $\square$

For our analysis we need the optimality conditions to problem (12):

$$V'(B_-) = \beta \int R(s) V'(\tilde{B}(s, B_-)) \pi(ds) - \bar{\kappa} + \underline{\kappa} \quad (54)$$

and

$$\gamma \Psi'(\tilde{Z}(s, B_-)) = -1 + \beta V'(\tilde{B}(s, B_-)) - \bar{\kappa}(s) + \underline{\kappa}(s), \quad (55)$$

where  $\bar{\kappa}(s)$  and  $\underline{\kappa}(s)$  are the Lagrange multipliers on  $B \leq \bar{B}$  and  $B \geq \underline{B}$ , and  $\bar{\kappa} = \int \bar{\kappa}(s) R(s) \pi(ds)$ ,  $\underline{\kappa} = \int \underline{\kappa}(s) R(s) \pi(ds)$ .

#### Proof of Lemma 2

*Proof.* The right side of expression (12) can be maximized separately for each  $s$ . As the objective function is additively separable and concave in  $(Z, B)$  and the constraint (13) takes the form  $Z + B = E(s, B_-)$ , we can apply Corollary 2(ii) in Quah (2007) to conclude that optimal values of  $Z(s), B(s)$  are increasing in  $E(s, B_-)$ . We next show that the solution is strictly increasing when it is interior. Suppose that  $E(s'', B_-) > E(s', B_-)$  but  $\tilde{B}(s'', B_-) = \tilde{B}(s', B_-)$ . Then  $\tilde{Z}(s'', B_-) > \tilde{Z}(s', B_-)$  from (13). Strict concavity of  $\Psi(\cdot)$  and an interior solution to (55) then implies

$$-1 + \beta V'(\tilde{B}(s', B_-)) = -1 + \beta V'(\tilde{B}(s'', B_-)) = \gamma \Psi'(\tilde{Z}(s'', B_-)) < \gamma \Psi'(\tilde{Z}(s', B_-)),$$



contradicting (55) when solution is interior. Therefore  $\tilde{B}(s'', B_-) > \tilde{B}(s', B_-)$ . Strict monotonicity of  $\tilde{Z}$  and  $\tilde{\tau}$  then follows from (55) and the fact that  $\tilde{\tau}$  is an increasing function of  $\tilde{Z}$ .  $\square$

### Proof of Proposition 1

For the proof of Proposition 1 we will use the observation:

**Lemma 6.** *The random variables  $p(s)$  and  $g(s)$  are perfectly correlated if and only if there exists a  $B$  such that  $E(s, B)$  is independent of  $s$ .*

*Proof.* If  $p$  and  $g$  are perfectly correlated we can write them as  $p(s) = \bar{p} + \psi g(s)$  for some  $\psi \neq 0$ . Set  $B = -\frac{\beta \bar{p}}{\psi}$  and observe that  $E(s, B) = -\frac{\bar{p}}{\psi}$ . The “only if” part follows immediately from the definition of  $E(s, B)$ .  $\square$

To show existence of the invariant distribution we consider two cases that depend on whether or not  $p(s)$  and  $g(s)$  are perfectly correlated. In cases where they are, the arguments in the proof of Proposition 2 show  $\lim_{t \rightarrow \infty} \tilde{B}_t = B^*$  and thus the (unique) invariant distribution exists with all mass on  $B^*$ .

Now we deal with the case  $p(s)$  and  $g(s)$  are not perfectly correlated. Our strategy is use to use Theorem 2 in Hopenhayn and Prescott (1992) and a crucial step is to establish that there exists an  $\epsilon > 0$  such that probability of reaching  $[\underline{B} - \epsilon, \bar{B}]$  starting from any  $B_- \in [\underline{B}, \bar{B} - \epsilon]$  and conversely, the probability of reaching  $[\underline{B}, \bar{B} - \epsilon]$  from any  $B_- \in [\bar{B} - \epsilon, \bar{B}]$  in a finite number of steps is bounded from below by a strictly positive number. This requires the following lemma:

**Lemma 7.** *There are sets  $S', S'' \subset S$  of positive measure such that  $\tilde{B}(s', B_-) \geq B_-$  for all  $s' \in S'$  and  $B_- \geq \tilde{B}(s'', B_-)$  for all  $s'' \in S''$  with at least one inequality strict and both inequalities strict if  $B_- \in (\underline{B}, \bar{B})$ .*

*Proof.* Suppose  $\bar{B} > B_- \geq \tilde{B}(s, B_-)$  for almost all  $s$ , which by strict concavity of  $V$  implies

$$V'(B_-) \leq \beta \mathbb{E}R(\cdot) V'(\tilde{B}(\cdot, B_-)). \quad (56)$$

From Lemmas 2 and 6, except when  $B_- = \tilde{B}(s, B_-) = \underline{B}$  for almost all  $s$ , the inequality (56) can hold with an equality only if  $E(s, B_-)$  is independent of  $s$ . This is ruled out when  $p(s)$  and  $g(s)$  are not perfectly correlated and thus  $V'(B_-) < \beta \mathbb{E}R(\cdot) V'(\tilde{B}(\cdot, B_-))$ . On the other hand equation (54) implies that  $V'(B_-) \geq \beta \mathbb{E}R(\cdot) V'(\tilde{B}(\cdot, B_-))$ , a contradiction. Thus, if  $\bar{B} > B_-$  then there exists  $S' \subset S$  with positive measure such that  $\tilde{B}(s', B_-) > B_-$  for all  $s' \in S'$ . Analogous arguments show that if  $B_- > \underline{B}$  then there exists  $S''$  with positive measure such that  $\tilde{B}(s'', B_-) < B_-$  for all  $s'' \in S''$  and that there exist  $s'$  and  $s''$  such that  $B(s', \bar{B}) = \bar{B}$  and  $\tilde{B}(s'', \underline{B}) = \underline{B}$ .  $\square$

Lemma 7 implies that both  $\mathbb{E} \left[ \tilde{B}(s, B_-) - B_- \mid \tilde{B}(s, B_-) \geq B_- \right]$  and  $\Pr \left\{ \tilde{B}(s, B_-) \geq B_- \right\}$  are positive for all  $B_- \in [\underline{B}, \bar{B} - \epsilon]$  for any  $\epsilon > 0$ . As both of these terms are continuous

functions of  $B_-$ , compactness of  $[\underline{B}, \bar{B} - \epsilon]$  implies that there exists  $\underline{d}, \underline{p} > 0$  such that

$$\mathbb{E} \left[ \tilde{B}(s, B_-) - B_- \mid \tilde{B}(s, B_-) \geq B_- \right] \geq \underline{d} \quad (57)$$

and

$$\Pr \left\{ \tilde{B}(s, B_-) \geq B_- \right\} \geq \underline{p} \quad (58)$$

for all  $B_- \in [\underline{B}, \bar{B} - \epsilon]$ . As  $\tilde{B}(s, B_-) - B_-$  is bounded above by  $\bar{D} = \bar{B} - \underline{B}$ , we obtain that<sup>29</sup>

$$\Pr \left\{ \tilde{B}(s, B_-) - B_- > \underline{d}/2 \right\} \geq \frac{\underline{d}/2}{\bar{D}} \underline{p}$$

for all  $B_- \in [\underline{B}, \bar{B} - \epsilon]$ . Therefore, there must exist an integer  $n$  and  $\varrho > 0$  that that probability of reaching  $[\bar{B} - \epsilon, \bar{B}]$  starting from any  $B_- \in [\underline{B}, \bar{B} - \epsilon]$  in  $n$  steps is greater than  $\varrho$ . Analogous arguments establish that probability of reaching  $[\underline{B}, \bar{B} - \epsilon]$  starting from  $B_- \in [\bar{B} - \epsilon, \bar{B}]$  in finite number of steps is finite. Since by Lemma 2 policy functions are monotone in  $B_-$ , Theorem 2 in Hopenhayn and Prescott (1992) establishes the existence of an unique invariant distribution.

### Proof of Proposition 3

Since  $R(s) = \frac{p(s)}{\beta p}$ , we can assume that  $R(s)$  is an exogenous stochastic process given by  $R(s) = \frac{1}{\beta} [1 + \sigma \epsilon_R(s)]$  for some mean zero random variable  $\epsilon_R$ . Let  $\epsilon = (\epsilon_g, \epsilon_R)$  and write policy functions as  $\tilde{B}(\sigma \epsilon, B_-; \sigma)$  and  $\tilde{Z}(\sigma \epsilon, B_-; \sigma)$ . Let  $\tilde{\mu}(B_-; \sigma) \equiv V'(B_-; \sigma)$ . When the solution is interior, the first order condition with respect to  $Z$ , equation (55) implies that

$$\tilde{Z}(\sigma \epsilon, B_-; \sigma) = \Psi'^{-1} \left( \frac{-1 + \beta \tilde{\mu}(\tilde{B}(\sigma \epsilon, B_-; \sigma); \sigma)}{\gamma} \right) \equiv \Phi \left( \tilde{\mu}(\tilde{B}(\sigma \epsilon, B_-; \sigma); \sigma) \right). \quad (59)$$

Therefore we can write equations (13) and (54) as

$$\frac{B}{\beta} (1 + \sigma \epsilon_R) + \bar{g} + \sigma \epsilon_g = \Phi \left( \tilde{\mu}(\tilde{B}(\sigma \epsilon, B_-; \sigma); \sigma) \right) + \tilde{B}(\sigma \epsilon, B_-; \sigma) \text{ for all } \epsilon, B_-, \sigma \quad (60)$$

and

$$\tilde{\mu}(B_-; \sigma) = \mathbb{E} \left[ (1 + \sigma \epsilon_R) \tilde{\mu}(\tilde{B}(\sigma \epsilon, B_-; \sigma); \sigma) \right] \text{ for all } B_-, \sigma. \quad (61)$$

We use  $\tilde{B}_g, \tilde{B}_R, \tilde{B}_{B_-}, \tilde{B}_\sigma$  to denote derivatives of  $\tilde{B}(\sigma \epsilon, B_-; \sigma)$  with respect to its first, second, third and fourth argument evaluated at  $(\mathbf{0}, B_-; 0)$ . All the second derivatives and derivatives of  $\tilde{\mu}$  evaluated at  $(B_-; 0)$  are defined analogously. Finally we use  $\bar{\Phi}$  and  $\bar{\Phi}_\mu$  to denote the value and derivative of  $\Phi(\cdot)$  evaluated at  $\tilde{\mu}(B_-; 0)$ . Observe that the optimality requires that  $\tilde{B}(\mathbf{0}, B_-; 0) = B_-$ .

To calculate these derivatives, differentiate (60) and (61) with respect to  $\epsilon_g, \epsilon_R, B_-$  and

<sup>29</sup>An arbitrary random variable standing in for the  $\tilde{B}(s, B_-) \geq B_-$ , that minimizes probability of  $\Pr \left\{ \tilde{B}(s, B_-) - B_- > \frac{\underline{d}}{2} \right\}$  while still satisfying equations (57) and (58) is obtained by placing a mass  $\psi$  on  $\bar{B} - B_-$  and a mass  $\Pr \left\{ \tilde{B}(s, B_-) - B_- \geq 0 \right\} - \psi$  on  $\frac{\underline{d}}{2}$ . As  $\bar{B} - B_- \leq \bar{D}$ ,  $\psi$  can be bounded from below by  $\frac{\underline{d}/2}{\bar{D} - \underline{d}/2} \underline{p}$ .

evaluate them as  $\sigma \rightarrow 0$  to obtain

$$\begin{aligned}\frac{B_-}{\beta} &= [\Phi_\mu \tilde{\mu}_{B_-} + 1] \tilde{B}_R, \quad 1 = [\Phi_\mu \tilde{\mu}_{B_-} + 1] \tilde{B}_g, \\ \frac{1}{\beta} &= [\Phi_\mu \tilde{\mu}_{B_-} + 1] \tilde{B}_{B_-}, \quad \tilde{\mu}_{B_-} = \tilde{\mu}_{B_-} \tilde{B}_{B_-}.\end{aligned}$$

These equations can be solved for

$$\tilde{B}_{B_-} = 1, \quad \Phi_\mu \tilde{\mu}_{B_-} + 1 = \frac{1}{\beta}, \quad \tilde{B}_R = B_-, \quad \tilde{B}_g = \beta. \quad (62)$$

Using the same steps for the second order derivatives we can show that

$$\begin{aligned}\tilde{B}_{B_- B_-} &= \tilde{B}_{gg} = \tilde{B}_{RR} = \tilde{B}_{Rg} = 0, \\ \Phi_{\mu\mu} \tilde{\mu}_{B_-}^2 &+ \Phi_\mu \tilde{\mu}_{B_- B_-} = 0.\end{aligned} \quad (63)$$

Similarly, differentiating (60) and (61) with respect to  $\sigma$  and its cross-partials we get

$$\begin{aligned}\tilde{\mu}_\sigma &= \tilde{B}_\sigma = \tilde{B}_{\sigma p} = \tilde{B}_{\sigma g} = 0, \\ \beta \mu_{\sigma\sigma} \Phi_\mu &+ B_{\sigma\sigma} = 0, \\ \tilde{B}_{\sigma\sigma} &= -2\mathbb{E} \left[ \epsilon_R (\epsilon_R B_- + \beta \epsilon_g) + \frac{\bar{\Phi}(1-\beta)}{\beta (\Phi_\mu)^2} (\epsilon_R B_- + \beta \epsilon_g)^2 \right].\end{aligned} \quad (64)$$

Using these expressions and after dropping terms that are zero, the second order Taylor expansion of  $\tilde{B}(\sigma\epsilon, B_-; \sigma)$  gives

$$\begin{aligned}\tilde{B}(\sigma\epsilon, B_-; \sigma) &= B_- + \tilde{B}_g \sigma \epsilon_g + \tilde{B}_R \sigma \epsilon_R + \frac{\sigma^2}{2} \tilde{B}_{\sigma\sigma} + \mathcal{O}(\sigma^3) \\ &= B_- + \beta \sigma \epsilon_g + B_- \sigma \epsilon_R - \text{var}(\epsilon_R) \sigma^2 B_- - \beta \text{cov}(\epsilon_R, \epsilon_g) \sigma^2 + \mathcal{O}(\sigma^3, (1-\beta)\sigma^2).\end{aligned} \quad (65)$$

Substituting  $\sigma \epsilon_g = g(s) - \bar{g}$ ,  $\sigma \epsilon_R = R(s) - \beta^{-1}$  into this expression we obtain (18). Use the definition of  $B^*$  and the fact that  $1 - x\sigma^2 = \frac{1}{1+x\sigma^2} + \mathcal{O}(\sigma^3)$  and  $\sigma = \frac{\sigma}{1+\sigma^2 x} + \mathcal{O}(\sigma^3)$  for any constant  $x$  we can rewrite (65) as

$$\begin{aligned}\tilde{B}(s, B_-) &= B^* + \beta [g(s) - \bar{g}] + B^* [\beta R(s) - 1] + \frac{\beta R(s) - 1}{1 + \beta^2 \text{var}(R)} (B_- - B^*) \\ &+ \frac{(B_- - B^*)}{1 + \beta^2 \text{var}(R)} + \mathcal{O}(\sigma^3, (1-\beta)\sigma^2),\end{aligned}$$

which immediately gives the mean and the speed of mean-reversion of  $\tilde{B}$  in Proposition 3. To

compute ergodic variance, use the law of total variance.

$$\begin{aligned}
\text{var}(\tilde{B}_t) &= \mathbb{E} \left( \text{var} \left[ \tilde{B}(\sigma\epsilon_t, B_{t-1}) - B^* | B_{t-1} \right] \right) + \text{var} \left( \mathbb{E} \left[ \tilde{B}(\sigma\epsilon_t, B_{t-1}) - B^* | B_{t-1} \right] \right) \\
&= \mathbb{E} \left( \beta^2 \text{var}(RB^* + g) + \frac{\beta^2 \text{var}(R)(B_{t-1} - B^*)^2}{(1 + \beta^2 \text{var}(R))^2} \right) + \text{var} \left( B^* + \frac{(B_{t-1} - B^*)}{(1 + \beta^2 \text{var}(R))} \right) + \mathcal{O}(\sigma^3, (1 - \beta)\sigma^2) \\
&= \beta^2 \text{var}(RB^* + g) + \frac{\beta^2 \text{var}(R) \text{var}(\tilde{B}_{t-1})}{(1 + \beta^2 \text{var}(R))^2} + \frac{\text{var}(\tilde{B}_{t-1})}{(1 + \beta^2 \text{var}(R))^2} + \mathcal{O}(\sigma^3, (1 - \beta)\sigma^2).
\end{aligned}$$

By definition in the invariant distribution  $\text{var}(\tilde{B}_t) = \text{var}(\tilde{B}_{t-1})$  and replacing  $\frac{1}{1 + \beta^2 \text{var}(R)} = 1 - \beta^2 \text{var}(R) + \mathcal{O}(\sigma^3, (1 - \beta)\sigma^2)$  we get the expression for ergodic variance of  $\tilde{B}_t$  in Proposition 3.

For  $\tilde{Z}_t$  we exploit the fact that  $\tilde{Z}(s, B_-) = \Phi(\mu(s, B_-))$  and obtain the second order Taylor expansion of  $\Phi(\mu(s, B_-))$  as

$$\begin{aligned}
\Phi(\mu(s, B_-)) &= \Phi^* + \left( \frac{1 - \beta}{\beta} \right) (B_- - B^*) + \left( \frac{1 - \beta}{\beta} \right) \beta [g(s) - \bar{g}] + \left( \frac{1 - \beta}{\beta} \right) B^* [\beta R(s) - 1] + \\
&\quad \left( \frac{1 - \beta}{\beta} \right) (B_- - B^*) [\beta R(s) - 1] + \beta (B_- - B^*) \text{var}(R) + \mathcal{O}(\sigma^3, (1 - \beta)\sigma^2),
\end{aligned}$$

where  $\Phi^* = \left( \frac{1 - \beta}{\beta} \right) B^* + \bar{g}$ . The steps to compute the ergodic moments of  $\tilde{Z}_t$  that are reported in Proposition 3 are similar to those of  $\tilde{B}_t$  and hence we omit them.

## A.2 Proof of Proposition 4

Using strict concavity of  $U$  and  $\Psi$ , standard arguments show that value function characterizing the optimal plan with transfers in equation (20) is continuous, strictly concave, and differentiable on  $[\underline{B}, \bar{B}]$ . The steps to show uniqueness of invariant distribution of  $\{\tilde{B}_t, \tilde{Z}_t, \tilde{T}_t\}$  are identical to those in the proof of Proposition 1 as in Appendix A.1. They follow from the concavity of the value function and the properties that optimal policy rules  $\tilde{B}(\cdot, \cdot)$ ,  $\tilde{Z}(\cdot, \cdot)$  and  $-\tilde{T}(\cdot, \cdot)$  are continuous and increasing in  $B_-$  for all  $s$  and strictly increasing in  $E$  in the interior as in Lemma 2.

The first order conditions with respect to  $Z(s), T(s), B(s)$  are

$$\gamma \Psi'(Z(s)) = \mu(s), \quad (66)$$

$$\frac{\omega}{1 + n} U_c \left( \frac{T(s)}{1 + n} \right) + \frac{1}{1 + n} + \mu(s) = 0, \quad (67)$$

$$-1 + \beta V'(B(s)) - \bar{\kappa}(s) + \underline{\kappa}(s) = \mu(s), \quad (68)$$

where  $\mu(s)$  is the multiplier on constraint (21) and  $\bar{\kappa}(s), \underline{\kappa}(s)$  are the multipliers on the boundaries  $[\underline{B}, \bar{B}]$ . Equations (66) and (67) allow us to solve for net-tax revenues,  $I(s) \equiv Z(s) - T(s)$  as a function of  $\mu(s)$

$$I(\mu) = \Psi'^{-1} \left( \frac{\mu}{\gamma} \right) - (1 + n) U_c^{-1} \left( -\frac{1}{\omega} - \frac{1 + n}{\omega} \mu \right). \quad (69)$$

The equilibrium conditions for an interior solution to the planners problem can then be written

as

$$\frac{B_- p(s)}{\beta \bar{p}} + g(s) = I \left( \tilde{\mu} \left( \tilde{B}(s, B_-) \right) \right) + \tilde{B}(s, B_-), \quad (70)$$

$$\tilde{\mu}(B_-) = \mathbb{E} \left[ \left( \frac{p(s)}{\bar{p}} \right) \tilde{\mu} \left( \tilde{B}(s, B_-) \right) \right]. \quad (71)$$

Note that the system of equations (70) and (71) exactly mirrors the system of equations (60) and (61) with  $\Psi$  replaced with  $I$ . The approximation of  $\tilde{B}_t$  in the proof of Proposition 3 (see Appendix A.1) does not rely on the properties of  $\Psi$ , and thus the approximation of the optimal policies  $\tilde{B}_t$  and  $\tilde{I}_t$  that solve (70) and (71) will be identical to the representative agent case. Importantly, the approximation to the ergodic distribution of  $\tilde{B}_t$  and  $\tilde{I}_t$  is independent of the value of  $\omega$ .

Define the level of transfers when the government has a net tax revenue of  $I$  as  $T(I; \omega)$ . Combine the first order conditions, (66) and (67) and substitute  $Z = I + T$  to express transfers,  $T(I; \omega)$  implicitly using

$$\frac{\omega}{1+n} U_c \left( \frac{T(I; \omega)}{1+n} \right) + \gamma \Psi'(I + T(I; \omega)) = -\frac{1}{1+n}.$$

Differentiating with respect to  $\omega$  we get,

$$\frac{\partial T}{\partial \omega}(I; \omega) = -\frac{\frac{1}{1+n} U_c \left( \frac{T(I; \omega)}{1+n} \right)}{\frac{\omega}{(1+n)^2} U_{cc} \left( \frac{T(I; \omega)}{1+n} \right) + \gamma \Psi''(I + T(I; \omega))}$$

Both  $U_{cc} < 0$  and  $\Psi'' < 0$ , we can conclude that  $\frac{\partial T}{\partial \omega}(I; \omega) > 0$ . Thus  $T_t = T(I_t; \omega)$  is increasing in  $\omega$  and first order stochastic dominance follows immediately.

Finally, when we modify the tax scheme to allow transfers only to unproductive agents, the first order conditions are unchanged except equation (67) that is modified to

$$\frac{\omega}{n} U_c \left( \frac{T(s)}{n} \right) + \frac{1}{n} + \mu(s) = 0$$

and all the subsequent arguments remain the same.

### A.3 Proofs for Section 3.2

#### Proof for Lemma 3

Problem (23) maintains the structure of a concave objective function and linear constraints so using the same arguments as in the single asset case we can conclude that  $V(B_-)$  is differentiable and strictly concave on the domain  $[\underline{B}, \bar{B}]$  and consequently the optimal policies  $\tilde{B}(s, B_-)$  and  $\tilde{Z}(s, B_-)$  are unique. The next lemma shows that there is a unique optimal portfolio choice  $\tilde{B}(B_-)$ .

**Lemma 8.** *If the random variables  $\mathbf{R}$  are linearly independent, then there exists a unique portfolio associated with policy rules  $B(s, B_-)$  and  $Z(s, B_-)$ .*

*Proof.* Suppose that there exists two optimal portfolios  $\{B^{\dagger,k}(B_-)\} \neq \{B^{*,k}(B_-)\}$  such that  $\sum_k B^{\dagger,k}(B_-) = \sum_k B^{*,k}(B_-) = B_-$ . Substituting in budget constraint (24) and taking differences we obtain that for all states  $s \in S$

$$\sum_k \left[ B^{\dagger,k}(B_-) - B^{*,k}(B_-) \right] R^k(s) = 0.$$

This contradicts the assumption that  $\mathbf{R}$  are linearly independent.  $\square$

The gross government expenditures,  $E(s, B_-)$  with multiple assets are

$$E(s, B_-) = \mathbf{R}^\top(s) \tilde{\mathbf{B}}(B_-) + g(s).$$

Lemma 2 extends to the policy rules for total assets  $\tilde{B}(s, B_-)$  and tax revenues  $\tilde{Z}(s, B_-)$ . To show uniqueness of the invariant distribution we will split the problem into two cases depending on whether  $g(s)$  is in the span of  $\mathbf{R}$ .

We begin when  $g(s)$  is not in the span of  $\mathbf{R}$ . Then  $\text{var}(E(\cdot, B_-)) > 0$  for all  $B_-$ , and is uniformly bounded from below by a positive constant. We can then immediately apply our results from the single asset case to show that there exists a unique invariant distribution using Theorem 2 in Hopenhayn and Prescott (1992).

When  $g(s)$  is in the span of  $\mathbf{R}$ , the mixing condition required by Hopenhayn and Prescott (1992) fails. Instead, we shall prove the existence of unique invariant distribution along the lines of Proposition 2 by showing that  $\tilde{B}_t \rightarrow B^*$  almost surely. Without loss of generality assume that

$$R^1(s) = \frac{1}{\beta} - \psi \bar{g} + \psi g(s)$$

for some non zero  $\psi$  and that the remaining  $R^k$  satisfy the orthogonality condition  $\mathbb{E}(R^k | \mathbf{R}^{-j}) = \frac{1}{\beta}$  for all  $j$  and  $k$  where  $\mathbf{R}^{-j}$  refers to the vector of returns with out the  $j^{\text{th}}$  return.<sup>30</sup>  $E(s, B_-)$  can then be written as

$$E(s, B_-) = \sum_{k \geq 2} R^k(s) \tilde{B}^k(B_-) + \tilde{B}^1(B_-) \left( \frac{1}{\beta} - \psi \bar{g} \right) + g(s) (1 + \psi \tilde{B}^1(B_-)). \quad (72)$$

Since  $g(s)$  is in the span of  $\mathbf{R}$  we set  $\mathbb{C}[\mathbf{R}, \mathbf{R}]$  to be nonsingular. From equation (22),  $B^* = -\frac{1}{\psi}$  and set  $\tilde{B}^1(B^*) = B^*$ ,  $\tilde{B}^k(B^*) = 0$  for  $k \geq 2$  to get that  $\tilde{B}(s, B^*) = B^*$  for all  $s$ . Thus  $B^*$  is a steady state, it remains to be shown that  $\tilde{B}_t \rightarrow B^*$  almost surely.

The Euler equation for each of the  $k$  security

$$\begin{aligned} V'(B_-) &= \beta \mathbb{E}[R^k(\cdot) V'(\tilde{B}(\cdot, B_-))] \\ &= \mathbb{E}[V'(\tilde{B}(\cdot, B_-))] + \text{cov}(R^k(\cdot), V'(\tilde{B}(\cdot, B_-))) \\ &= \mathbb{E}[V'(\tilde{B}(\cdot, B_-))] + \mathbb{E} \left[ \text{cov} \left( R^k(\cdot), V'(\tilde{B}(\cdot, B_-)) | \mathbf{R}^{-k} \right) \right]. \end{aligned}$$

In the last equality we used the law of total covariance combined with  $\mathbb{E}(R^k | R^j) = \frac{1}{\beta}$  for  $k, j \neq 1$ .

Let  $B_- < B^*$  and suppose that  $\tilde{B}^1(B_-) \geq B^*$ . Equation (72) tells us that, conditional on

<sup>30</sup>In effect we choose an orthogonal basis of the space spanned by the returns.

$\mathbf{R}^{-1}$ ,  $E(\cdot, B_-)$  is perfectly positively correlated with  $R^1(s)$ . As  $\tilde{B}$  is increasing in  $E$  and  $V'$  is a decreasing function we can immediately conclude that  $\mathbb{E} \left[ \text{cov} \left( R^1(\cdot), V'(\tilde{B}(\cdot, B_-)) | \mathbf{R}^{-1} \right) \right] \leq 0$ . However,  $\tilde{B}^1(B_-) \geq B^*$  implies that  $\tilde{B}^k < 0$  for some  $k \geq 2$ . As conditioning on  $\mathbf{R}^{-k}$  implies conditioning on  $g$ ,<sup>31</sup> we can immediately conclude that, conditional on  $\mathbf{R}^{-k}$ ,  $E(\cdot, B_-)$  is perfectly negatively correlated with  $R^k$ . The logic from above then implies that  $\mathbb{E} \left[ \text{cov} \left( R^k(\cdot), V'(\tilde{B}(\cdot, B_-)) | \mathbf{R}^{-k} \right) \right] > 0$ , a contradiction as all  $K$  Euler equations must hold. We can therefore conclude that for  $B_- \leq B^*$  that  $\tilde{B}^{-1}(B_-) \leq B^*$ , and hence

$$\mathbb{E} \left[ \text{cov} \left( R^1(\cdot), V'(\tilde{B}(\cdot, B_-)) | \mathbf{R}^{-1} \right) \right] \geq 0.$$

Applying this to the Euler equation allows us to conclude that if  $B_{-1} < B^*$  then  $\tilde{B}_t \leq B^*$  for all  $t$  and

$$V'(\tilde{B}_t) \geq \mathbb{E} V'(\tilde{B}_{t+1}).$$

Using the same steps as the proof of Proposition 2 we can apply the martingale convergence theorem to conclude that  $\tilde{B}_t \rightarrow B^*$  almost surely. The case when  $B_{-1} > B^*$  is symmetric.

Lastly we show that  $g(s)$  in the span of  $\mathbf{R}$  and  $\mathbb{C}[\mathbf{R}, \mathbf{R}]$  singular characterizes an optimal policy where tax revenues are constant and total debt is equal to its initial value for all dates. We will use the observation that in absence of redundant securities, the matrix  $\mathbb{C}[\mathbf{R}, \mathbf{R}]$  is singular, if and only if there exists a linear combination of  $\mathbf{R}$  that yields a risk free return. Now if  $g(s)$  is in the span of  $\mathbf{R}$  then there exist a non-zero vector  $\psi_1$  such that  $g(s) = \sum_k \psi_1^k R^k(s)$  and with singular  $\mathbb{C}[\mathbf{R}, \mathbf{R}]$  there exists a non-zero vector  $\psi_2$  such that  $\sum_k \psi_2^k R^k(s) = \frac{1}{\beta}$ . For any initial assets  $B_{-1} \in [\underline{B}, \bar{B}]$ , consider the portfolio that allocates

$$B^k = \left( \frac{B_- + \sum_k \psi_1^k}{\sum_k \psi_2^k} \right) \psi_2^k - \psi_1^k$$

in security  $k$ . It is easy to check that  $\sum_k B^k = B_-$  and now we verify that  $\mathbf{R}^\top(s)\mathbf{B} + g(s)$  is independent of  $s$ :

$$\mathbf{R}^\top(s)\mathbf{B} + g(s) = \sum_k R^k(s) \left[ \left( \frac{B_- + \sum_k \psi_1^k}{\sum_k \psi_2^k} \right) \psi_2^k - \psi_1^k \right] + g(s) = \frac{1}{\beta} \left( \frac{B_- + \sum_k \psi_1^k}{\sum_k \psi_2^k} \right).$$

Thus the policy rule  $\tilde{B}(s, B_-) = B_-$  and  $\tilde{Z}(s, B_-) = \left( \frac{1-\beta}{\beta} \right) B_- + \bar{g}$  is satisfy the budget constraint (24). As our setting with  $K$  securities and returns  $\mathbf{R}$  is a restricted version of a complete markets problem<sup>32</sup> where policies  $\tilde{B}(s, B_-) = B_-$  and  $\tilde{Z}(s, B_-) = \left( \frac{1-\beta}{\beta} \right) B_- + \bar{g}$  are optimal, we can conclude that the same policies are optimal for problem (23) too.

#### Proof of Lemma 4

For every  $\sigma > 0$  and security  $k$ , the optimal holdings  $\tilde{B}^k(B_-; \sigma)$  are unique by Lemma 8, so we can apply the maximum theorem to conclude that  $\tilde{B}^k(B_-; \sigma)$  is continuous in  $\sigma$  and  $\lim_{\sigma \rightarrow 0} \tilde{B}^k(B_-; \sigma)$  exists. Denote this limiting portfolio by  $\mathbf{B}(B_-)$  and we will use the existence

<sup>31</sup>As  $R^1$  is perfectly correlated with  $g$

<sup>32</sup>By this we mean a market setting with a complete set of Arrow securities as in Lucas and Stokey (1983)

of the second derivative of  $\tilde{B}(s, B_-; \sigma)$  with respect to  $\sigma$  to show that  $\mathbf{B}(B_-) = \mathbf{B}^*(B_-)$ , where the later solves problem (25).

Let  $\boldsymbol{\epsilon} \equiv (\epsilon_g, \boldsymbol{\epsilon}_R)$  and functions  $\tilde{B}(\sigma\boldsymbol{\epsilon}, B_-; \sigma)$ ,  $\tilde{\mathbf{B}}(B_-; \sigma)$  and  $\tilde{\mu}(B_-; \sigma)$  solve the optimality conditions for problem (23) with  $K$  assets:

$$\beta^{-1} [\mathbf{1} + \sigma\boldsymbol{\epsilon}_R]^\top \tilde{\mathbf{B}}(B_-; \sigma) = \Phi \left( \tilde{\mu} \left( \tilde{B}(\sigma\boldsymbol{\epsilon}, B_-; \sigma) \right) \right) - \bar{g} - \sigma\epsilon_g + \tilde{B}(\sigma\boldsymbol{\epsilon}, B_-; \sigma), \quad (73)$$

$$\tilde{\mu}(B_-) = \mathbb{E} \left[ (1 + \sigma\epsilon_{R^k}) \tilde{\mu} \left( \tilde{B}(\sigma\boldsymbol{\epsilon}, B_-; \sigma) \right) \right] \text{ for all } k, \quad (74)$$

$$\mathbf{1}^\top \tilde{\mathbf{B}}(B_-; \sigma) = B_-. \quad (75)$$

We will follow the notation convention of Appendix A.1 to denote derivatives of the policy functions. Differentiate (73) and (74) with respect to  $\boldsymbol{\epsilon}, \sigma$  and taking limits as  $\sigma \rightarrow 0$  we get<sup>33</sup>

$$\begin{aligned} \tilde{B}_{R^k}(B_-) &= B^k(B_-) \\ \tilde{B}_\sigma(B_-) &= \tilde{\mu}_\sigma(B_-) = 0. \end{aligned} \quad (76)$$

Similarly taking second derivatives with respect of  $\boldsymbol{\epsilon}$ , we get

$$\begin{aligned} \tilde{B}_{B_- B_-}(B_-) &= 0, \tilde{\mu}_{B_- B_-}(B_-) = -\frac{\Phi_{\mu\mu}(B_-)}{\Phi_\mu(B_-)} (\tilde{\mu}_{B_- B_-}(B_-))^2, \\ \tilde{B}_{R^k R^k} &= \tilde{B}_{gg} = \tilde{B}_{R^k g} = 0 \quad \forall k. \end{aligned} \quad (77)$$

The calculations for the second derivative with respect to  $\sigma$  are key to show Lemma 4. Differentiating (74) twice with respect to  $\sigma$ , and taking limits as  $\sigma \rightarrow 0$  we obtain

$$\begin{aligned} \tilde{\mu}_{\sigma\sigma}(B_-) &= \mathbb{E} \left[ \tilde{\mu}_{\sigma\sigma}(B_-) + \tilde{\mu}_{B_-}(B_-) \tilde{B}_{\sigma\sigma}(B_-) + 2\epsilon_{R^k} \tilde{\mu}_{B_-}(B_-) \left( \sum_j \tilde{B}_{R^j}(B_-) \epsilon_{R^j} + \tilde{B}_g(B_-) \epsilon_g \right) \right. \\ &\quad \left. + 2\tilde{\mu}_{B_-} \left( \sum_j \tilde{B}_{\sigma R^j} \epsilon_{R^j} \right) + \tilde{\mu}_{B_- B_-}(B_-) \left( \sum_j \tilde{B}_{R^j}(B_-) \epsilon_{R^j} + \tilde{B}_g(B_-) \epsilon_g \right)^2 \right]. \end{aligned} \quad (78)$$

We can eliminate  $\tilde{\mu}_{\sigma\sigma}(B_-)$  from (78), substitute for  $\tilde{B}_{R^j}(B_-)$  and solve out for  $\tilde{B}_{\sigma\sigma}(B_-)$  after dropping terms which are in expectation zero. For all  $k$  we obtain,

$$\tilde{B}_{\sigma\sigma}(B_-) = -2\mathbb{E} \left[ \epsilon_{R^k} \left( \sum_j \epsilon_{R^j} \tilde{B}^j_-(B_-) + \beta\epsilon_g \right) \right] + \mathcal{O}(1 - \beta). \quad (79)$$

Ignoring  $\mathcal{O}(1 - \beta)$  terms, (79) has  $K$  equations, one for each security  $k$ . To satisfy all of them, there must exist a scalar  $\delta$  and portfolio  $\mathbf{B}$  such that

$$\mathbb{E} \left[ \epsilon_{R^k} \left( \sum_j \epsilon_{R^j} \tilde{B}^j_-(B_-) + \beta\epsilon_g \right) \right] = \delta \quad \forall k, \quad (80)$$

<sup>33</sup>The derivatives  $\tilde{B}_{B_-}^k(B_-)$  are undetermined, but this does not affect any future calculations or the approximated policy rules for total assets  $\tilde{B}$ .



$$\mathbf{1}^\top \mathbf{B} = B_- . \quad (81)$$

Equations (80) corresponds exactly to the first order conditions of the Problem (25) when we set the Lagrange multiplier on the constraint  $\mathbf{1}^\top \mathbf{B} = B_-$  to be  $\frac{2\delta}{\beta^2}$ . This shows  $\mathbf{B}^k(B_-) = \mathbf{B}^{*,k}(B_-)$  as required by Lemma 4. When  $\mathbb{C}[\mathbf{R}, \mathbf{R}]$  is invertible, we can solve for (80) and (81) to express  $\delta(B_-)$  and  $\mathbf{B}^*(B_-)$  as functions of  $B_-$ :

$$\delta(B_-) = \frac{1}{\beta^{-2} \mathbf{1}^\top \mathbb{C}[\mathbf{R}, \mathbf{R}]^{-1} \mathbf{1}} (B_- + \mathbf{1}^\top \mathbb{C}[\mathbf{R}, \mathbf{R}]^{-1} \mathbb{C}[\mathbf{R}, g]) , \quad (82)$$

$$\mathbf{B}^*(B_-) = -\mathbb{C}[\mathbf{R}, \mathbf{R}]^{-1} \mathbb{C}[\mathbf{R}, g] + \frac{\mathbb{C}[\mathbf{R}, \mathbf{R}]^{-1} \mathbf{1}}{\mathbf{1}^\top \mathbb{C}[\mathbf{R}, \mathbf{R}]^{-1} \mathbf{1}} (B_- + \mathbf{1}^\top \mathbb{C}[\mathbf{R}, \mathbf{R}]^{-1} \mathbb{C}[\mathbf{R}, g]) , \quad (83)$$

Substitute  $B_- = B^*$  and use the expression (22) to obtain  $\mathbf{1}^\top \mathbf{B}^*(B^*) = B^*$ .

### Proposition 5

From equations (76) and (79) substitute for  $\tilde{B}_g(B_-)$ ,  $\{\tilde{B}_{R^k}(B_-)_k\}$  and  $\tilde{B}_{\sigma\sigma}(B_-)$  in the second order Taylor expansion of  $\tilde{B}(s, B_-; \sigma)$  and further dropping zero terms we get<sup>34</sup>

$$\tilde{B}(s, B_-; \sigma) = B_- + \beta [g(s) - \bar{g}] + \sum_k B^{*,k}(B_-) [\beta R^k(s) - 1] - \delta(B_-) + \mathcal{O}(\sigma^3, (1-\beta)\sigma^2). \quad (84)$$

In the proof of Lemma 4, we have shown  $\delta(B_-)$  is proportional to the Lagrange multiplier on constraint  $\mathbf{1}^\top \mathbf{B} = B_-$  for Problem (25). When  $\mathbb{C}[\mathbf{R}, \mathbf{R}]$  is singular the minimization problem has multiple solutions with all solutions being independent of  $B_-$  and thus  $\delta(B_-) = 0$ . When  $\mathbb{C}[\mathbf{R}, \mathbf{R}]$  is nonsingular,  $\delta(B_-)$  is given by (82). Substituting for  $\delta(B_-)$  and the portfolio  $\mathbf{B}^*(B_-)$  from (83) gives us (26).

Taking unconditional means of equation (26), we see that  $B^*$  satisfies  $\delta(B^*) = 0$  and from equation (82) we can verify the expression for the mean of  $\tilde{B}_t$  asserted in Proposition 5. Next taking the mean conditional on  $\tilde{B}_t$  on both sides of equation (26) we can verify that the speed of mean reversion equals after noting that

$$1 - \frac{1}{\beta^{-2} \mathbf{1}^\top \mathbb{C}[\mathbf{R}, \mathbf{R}]^{-1} \mathbf{1}} = \frac{1}{1 + (\beta^{-2} \mathbf{1}^\top \mathbb{C}[\mathbf{R}, \mathbf{R}]^{-1} \mathbf{1})^{-1}} + \mathcal{O}(\sigma^3) = \frac{\beta^{-2} \mathbf{1}^\top \mathbb{C}[\mathbf{R}, \mathbf{R}]^{-1} \mathbf{1}}{1 + \beta^{-2} \mathbf{1}^\top \mathbb{C}[\mathbf{R}, \mathbf{R}]^{-1} \mathbf{1}} + \mathcal{O}(\sigma^3).$$

As in the  $K = 1$  expand  $\Phi\left(\tilde{\mu}\left(\tilde{B}(s, B_-; \sigma)\right)\right)$  to get

$$\begin{aligned} Z(s, B_-; \sigma) &= \left(\frac{1-\beta}{\beta}\right) B_- + \bar{g} + \left(\frac{1-\beta}{\beta}\right) \{\beta [g(s) - \bar{g}] + \mathbf{R}^\top \mathbf{B}^*(B_-) [\beta \mathbf{R} - \mathbf{1}]\} \\ &+ \frac{\delta(B_-)}{\beta} + \mathcal{O}(\sigma^3, (1-\beta)\sigma^2). \end{aligned} \quad (85)$$

The steps to compute the ergodic variance of  $\tilde{B}$  and the ergodic moments of  $\tilde{Z}$  are exactly same as in the proof of Proposition 3 and are omitted. In Lemma 8 we showed that policy rules for

<sup>34</sup>A similar procedure to that in the proof of Lemma 4 shows that  $\tilde{B}_\sigma^k(B_-) = \mathcal{O}(1-\beta)$  and, hence, also that  $\tilde{B}_{\sigma R^k} = \mathcal{O}(1-\beta)$  for all  $k$ .

$\tilde{B}(s, B_-)$ ,  $\tilde{Z}(s, B_-)$  uniquely pins down the optimal portfolio that satisfies the government's budget constraint. From (26) and (85)

$$\tilde{B}(s, B_-) + \tilde{Z}(s, B_-) = [\mathbf{R}^\top \mathbf{B}^*(B_-) + g(s)] + \mathcal{O}(\sigma^3, (1-\beta)\sigma^2)$$

and this gives immediately gives us formula (27) for the portfolio holdings.

#### A.4 Proof of Proposition 6

The proof proceeds along the lines in Proposition 3 and for brevity we will focus on the steps that different. The  $PV$  operator defined in the text satisfies the recursion

$$PV(x; s) = x(s) + \beta \mathbf{E}(PV(x; s'); s) \quad \forall s \in S. \quad (86)$$

Without loss of generality, we parametrize the exogenous shock process by defining three mean zero (under the ergodic measure induced by  $\pi$ ) random variables  $\boldsymbol{\epsilon} = (\epsilon_g, \epsilon_\Theta, \epsilon_R)$  as

$$g(s) = \bar{g} + \sigma \epsilon_g(s), \quad R(s_-, s) = \frac{1}{\beta} (1 + \sigma \epsilon_R(s, s_-)), \quad \Theta(s) = \bar{\Theta} (1 + \sigma \epsilon_\Theta(s)),$$

where the definition of returns implies that additionally  $\mathbf{E}(\epsilon_R; s_-) = 0$  for all  $s_-$ . The policy rule for debt  $\tilde{B}(\sigma \boldsymbol{\epsilon}, B_-, s_-; \sigma)$  and  $\mu(B_-, s_-; \sigma) = V'(B_-; \sigma)$  satisfy

$$\frac{B}{\beta} (1 + \sigma \epsilon_R) + \bar{g} + \sigma \epsilon_g = \bar{\Theta} (1 + \sigma \epsilon_\Theta) \Phi(\tilde{\mu}(\tilde{B}(\sigma \boldsymbol{\epsilon}, B_-, s_-; \sigma); \sigma)) + \tilde{B}(\sigma \boldsymbol{\epsilon}, B_-, s_-; \sigma), \quad (87)$$

$$\tilde{\mu}(B_-, s_-; \sigma) = \mathbf{E} \left[ (1 + \sigma \epsilon_R) \tilde{\mu} \left( \tilde{B}(\sigma \boldsymbol{\epsilon}, B_-, s_-; \sigma); \sigma \right); s_- \right]. \quad (88)$$

We use the same convention as in Appendix A.1 for denoting the derivatives which are now evaluated at  $(\mathbf{0}, B_-, s_-; 0)$  and

$$\bar{\Phi} \equiv \Phi(\tilde{\mu}(B_-, s_-; 0)) = \frac{1}{\bar{\Theta}} \left( \frac{1-\beta}{\beta} B_- + \bar{g} \right).$$

##### First order terms

Differentiating equation (87) and (88) with respect to  $B_-$ ,  $\boldsymbol{\epsilon}$  we obtain

$$\begin{aligned} \tilde{B}_{B_-} &= 1, \quad \tilde{\mu}_{B_-} = \frac{1-\beta}{\beta \Phi_\mu \bar{\Theta}}, \\ \tilde{B}_R &= B_-, \quad \tilde{B}_g = \beta, \quad \text{and} \quad \tilde{B}_\Theta = -\beta \bar{\Theta} \bar{\Phi}. \end{aligned} \quad (89)$$

We show the calculation of the derivatives with respect to  $\sigma$  as they are different with Markov

shocks. First differentiate (87) and (88) with respect to  $\sigma$  to obtain<sup>35</sup>

$$0 = \bar{\Theta}\Phi_\mu(\tilde{\mu}_\sigma + \tilde{\mu}_{B_-}\tilde{B}_\sigma) + \tilde{B}_\sigma = \bar{\Theta}\Phi_\mu\tilde{\mu}_\sigma + \frac{1}{\beta}\tilde{B}_\sigma \quad (90)$$

$$\tilde{\mu}_\sigma = \mathbb{E} \left[ \tilde{\mu}_\sigma + \epsilon_R\tilde{\mu} + \tilde{\mu}_{B_-} \left( \tilde{B}_\sigma + \tilde{B}_R\epsilon_R + \tilde{B}_g\epsilon_g + \tilde{B}_\Theta\epsilon_\Theta \right); s_- \right]. \quad (91)$$

Equation (90) implies  $\tilde{\mu}_\sigma = -\frac{\tilde{\mu}_{B_-}}{1-\beta}\tilde{B}_\sigma$  and using  $\mathbb{E}(\epsilon_R; s_-) = 0$  and  $\tilde{B}_R, \tilde{B}_g$  and  $\tilde{B}_\Theta$  from equation (89) we get

$$\tilde{B}_\sigma = \mathbb{E} \left[ \left( \beta\tilde{B}_\sigma - (1-\beta)\beta\epsilon_g + (1-\beta)\beta\bar{\Theta}\bar{\Phi}\epsilon_\Theta \right); s_- \right]$$

Now apply the recursive characterization of  $PV$  operator from (86) to obtain

$$\tilde{B}_\sigma = -(1-\beta)\beta\mathbb{E} [PV(\epsilon_g) - \bar{\Theta}\bar{\Phi}PV(\epsilon_\Theta); s_-]. \quad (92)$$

### Second order terms

Differentiating equation (87) with respect to  $B_-$  and  $\epsilon$  we can show that

$$\begin{aligned} \tilde{\mu}_{B_-B_-} &= -\frac{\Phi_{\mu\mu}(\tilde{\mu}_{B_-})^2}{\Phi_\mu}, \\ \tilde{B}_{B_-B_-} &= \tilde{B}_{gg} = \tilde{B}_{Rg} = \tilde{B}_{RR} = \tilde{B}_{B_-g} = 0 \text{ and } \tilde{B}_{B_-R} = 1. \end{aligned}$$

The cross-partials with respect to TFP shock  $\tilde{B}_{\Theta\Theta}, \tilde{B}_{\Theta p}, \tilde{B}_{\Theta g}$ , and  $\tilde{B}_{\Theta B_-}$  end up contributing  $\mathcal{O}((1-\beta)\sigma^2)$  in the Taylor expansion. As in the i.i.d case, except  $\tilde{B}_{\sigma\sigma}$ , all the cross-partials with respect to  $\sigma$  are zero. Differentiating equation (87) and (88) twice with respect to  $\sigma$  we have

$$\tilde{B}_{\sigma\sigma} = -2(1-\beta) [B_-PV(\mathcal{C}^{\epsilon_R, \epsilon_R}) + \beta PV(\mathcal{C}^{\epsilon_R, PV\epsilon_g}) - \beta\bar{\Theta}\bar{\Phi}PV(\mathcal{C}^{\epsilon_R, PV\epsilon_\Theta})] + \mathcal{O}(1-\beta) \quad (93)$$

### Taylor expansion

Combining all the first order and second order terms, we obtain the the approximation to  $\tilde{B}$  as in equation (35). Let  $\text{var}(x)$  and  $\text{cov}(x)$  denote the variance and covariance with respect to the ergodic measure induced by  $\pi$ . We will now show that the terms

$$(1-\beta) \left[ B_-PV(\mathcal{C}^{R,R}; s) + PV(\mathcal{C}^{R, PV(g)}; s) - \bar{\Phi}PV(\mathcal{C}^{R, PV(\Theta)}; s) \right]$$

can be expressed as

$$B_- \text{var}(R) + \text{cov}(R, PV(g)) - \bar{\Phi}\text{cov}(R, PV(\Theta)) + \mathcal{O}(\sigma^3, (1-\beta)\sigma^2). \quad (94)$$

Consider the first term  $(1-\beta)B_-PV(\mathcal{C}^{R,R}; s)$ . Its easy to see that we can express

$$(1-\beta)B_-PV(\mathcal{C}^{R,R}; s) = (1-\beta)B_-PV(\mathcal{C}^{R,R} - \text{var}(R); s) + B_- \text{var}(R).$$

Our assumptions on  $\pi$  imply that the (linear) operator  $\mathbb{E}$  has a spectral representation<sup>36</sup>, i.e.,

<sup>35</sup>The terms associated with  $\epsilon_R, \epsilon_\Theta$  and  $\epsilon_g$  drop out after we substitute for  $\tilde{B}_R, \tilde{B}_g$  and  $\tilde{B}_\Theta$  from equation (89).

<sup>36</sup>The argument is standard and follows from the fact that  $\mathbb{E}$  is both compact and self-adjoint. See Dunford

there exists a sequence of scalars (eigenvalues)  $\{\lambda_j\}$  with  $1 = \lambda_0 > \lambda_1 > \dots > \lambda_j > \lambda_{j+1} > \dots$ , and sequence of orthonormal<sup>37</sup> family of random variables (eigenfunctions)  $\{\psi_j\}$  such that

$$\mathbb{E}(x; s) = \sum_{j=0}^{\infty} \lambda_j \langle \psi_j, x \rangle \psi_j(s), \quad (95)$$

where  $\langle x, y \rangle \equiv \mathbb{E}xy$  is the inner product of random variables  $x$  and  $y$  with respect to the ergodic measure induced by  $\pi$ . It is straightforward to verify that eigenfunction associated with the unit eigenvalue i.e.,  $\psi_0(s) = 1$  and this allows us to express (95) as

$$\mathbb{E}(x; s) = \mathbb{E}x + \sum_{j=1}^{\infty} \lambda_j \langle \psi_j, x \rangle \psi_j(s).$$

Note that the eigenvalues of the  $h$  period ahead conditional expectation operator,  $\mathbb{E}^h(x; s) \equiv \mathbb{E}(x(s_{t+h}); s)$  are  $\{\lambda_j^h\}$  and the eigenfunctions  $\{\psi_j\}$  remain the same as those of  $\mathbb{E}$ . So for any random variable  $x$ ,

$$PV(x; s) = \sum_t \beta^t \mathbb{E}^t(x; s) = \frac{\mathbb{E}x}{1-\beta} + \sum_t \beta^t \sum_{j=1}^{\infty} \lambda_j^t \langle \psi_j, x \rangle \psi_j(s).$$

Thus  $(1-\beta)PV(x - \mathbb{E}x; s) = (1-\beta) \sum_t \beta^t \sum_{j=1}^{\infty} \lambda_j^t \langle \psi_j, x - \bar{x} \rangle \psi_j(s)$  and it follows that

$$\|(1-\beta)PV(x - \mathbb{E}x)\| \leq (1-\beta) \sum_t (\beta \lambda_1)^t \left\| \sum_{j=1}^{\infty} \langle \psi_j, (x - \bar{x}) \rangle \psi_j \right\| = \frac{(1-\beta)}{1-\beta \lambda_1} \|x - \bar{x}\| \in \mathcal{O}(1-\beta).$$

For the last equality we use the fact  $\lambda_1 < 1$ . The same arguments can be applied to the other terms in equation (35) to obtain equation (36).

To compute the ergodic moments of  $\tilde{B}$ , define  $\mathbb{B} : S \rightarrow R$  as

$$\mathbb{B}(s) \equiv B^* - \beta [\mathbb{E}(PV(g - \bar{g}; s'); s) - \bar{\Phi}(B^*) \mathbb{E}(PV(\Theta - \bar{\Theta}; s'); s)]$$

and adjusting terms that are of order  $\mathcal{O}(\sigma^3)$  using  $1 - x\sigma^2 = \frac{1}{1+x\sigma^2} + \mathcal{O}(\sigma^3)$  and  $\sigma = \frac{\sigma}{1+\sigma^2 x} + \mathcal{O}(\sigma^3)$  for any constant  $x$  equation (36) can be expressed as

$$\begin{aligned} \tilde{B}(s, B_-, s_-; \sigma) &= \mathbb{B}(s) + \beta [PV(g; s) - \mathbb{E}(PV(g; s); s_-)] - \beta \bar{\Phi} [PV(\Theta; s) - \mathbb{E}(PV(\Theta; s); s_-)] \\ &+ \mathbb{B}(s) [\beta R(s, s_-) - 1] + \left( \frac{1}{1 + \beta^2 \text{var}(R)} \right) (B_- - \mathbb{B}(s_-)) [\beta R(s, s_-) - 1] + \left( \frac{1}{1 + \beta^2 \text{var}(R)} \right) (B_- - \mathbb{B}(s_-)) \\ &+ \mathcal{O}(\sigma^3, (1-\beta)\sigma^2) \end{aligned}$$

Its immediate to verify the mean and speed of mean reversion reported in Proposition 6. We omit the steps to obtain the ergodic variance of  $\tilde{B}_t$  and the moments for  $\tilde{Z}_t$  as they are same as in the proof of Proposition 3.

---

and Schwartz (1963, 1966) for more details.

<sup>37</sup>This means  $\langle \psi_j, \psi_j \rangle = 1$  and  $\langle \psi_j, \psi_k \rangle = 0$  for all  $0 \leq k < j$ .

## A.5 Proof of Proposition 7

We prove the case when  $s$  is i.i.d. The details of the more general case when  $s$  is Markov are in an online appendix. The first order conditions to problem (43) with  $\mathcal{B}$  and  $\tau$  yield

$$V'(B_-) = \frac{\mathbb{E}[V'(\mathcal{B}(s))U_c(s)p(s)]}{\mathbb{E}[U_c(s)p(s)]},$$

$$\frac{\partial U}{\partial \tau}(\tau(s), s) - \mu(s) \frac{\partial \mathcal{X}}{\partial \tau}(\tau(s), s) - \frac{\partial U_c}{\partial \tau}(\tau(s), s) \frac{\mathcal{B}_-}{\beta \mathbb{E}[U_c p]} (\mu(s) - \mu_-) = 0. \quad (96)$$

where  $\mu_- = \beta V'(\mathcal{B}_-)$ . Let  $\epsilon = (\epsilon_g, \epsilon_p, \epsilon_\theta)$  be the mean zero innovations to the stochastic processes  $(g, p, \theta)$  and  $\xi \equiv \mathbb{E}[U_c p]$ . Equation (96) implicitly defines the function  $\tau(\mu, \mu_-, \xi, \mathcal{B}, \sigma \epsilon)$  and using  $\tau(\cdot)$  we can define functions  $\mathcal{U}_c(\mu, \mu_-, \xi, \mathcal{B}, \sigma \epsilon) \equiv U_c(\tilde{\mu}, \tilde{\mu}_-, \tilde{\xi}, \mathcal{B}_-, \sigma \epsilon)(1 + \sigma \epsilon_p)$  and  $\mathcal{X}(\mu, \mu_-, \xi, \mathcal{B}, \sigma \epsilon)$ . The optimal policy functions  $\tilde{\mu}(\mathcal{B}_-; \sigma)$ ,  $\tilde{\xi}(\mathcal{B}_-; \sigma)$  and  $\tilde{\mathcal{B}}(\sigma \epsilon, \mathcal{B}_-; \sigma)$  satisfy

$$\frac{\mathcal{B}_- \mathcal{U}_c(\tilde{\mu}, \tilde{\mu}_-, \tilde{\xi}, \mathcal{B}_-, \sigma \epsilon)}{\beta \tilde{\xi}} + \mathcal{X}(\tilde{\mu}, \tilde{\mu}_-, \tilde{\xi}, \mathcal{B}_-, \sigma \epsilon) = \tilde{\mathcal{B}}, \quad (97)$$

$$0 = \mathbb{E}[(\tilde{\mu} - \tilde{\mu}_-) \mathcal{U}_c], \quad (98)$$

$$\xi = \mathbb{E}[\mathcal{U}_c]. \quad (99)$$

For brevity we have dropped the arguments of the  $\tilde{\cdot}$  functions and  $\tilde{\mu}$  represents  $\tilde{\mu}(\tilde{\mathcal{B}}(\sigma \epsilon, \mathcal{B}_-; \sigma); \sigma)$  while  $\tilde{\mu}_-$  represents  $\tilde{\mu}(\mathcal{B}_-; \sigma)$ . The steady state associated with  $\mathcal{B}_-$  and after setting  $\sigma = 0$  has  $\mu(s) = \mu_- = \bar{\mu}$ .<sup>38</sup>

As in proof of Proposition 3, we now proceed to compute the terms needed for the second order Taylor expansion of  $\tilde{\mathcal{B}}(\sigma \epsilon, \mathcal{B}_-; \sigma)$  at  $\sigma = 0$ . At the outset we derive some properties of  $\tau(\cdot)$  that will be useful in simplifying terms as we go along. Differentiating (96) with respect to  $\mathcal{B}$ ,  $\xi$  and  $\mu$  and evaluating them at  $\sigma = 0$  where  $\mu(s) = \mu_-$ , we obtain that the following derivatives are zero:

$$\frac{\partial \tau}{\partial \mathcal{B}}, \frac{\partial \tau}{\partial \xi}, \frac{\partial^2 \tau}{\partial \mathcal{B}^2}, \frac{\partial^2 \tau}{\partial \xi^2}, \text{ and } \frac{\partial^2 \tau}{\partial \mathcal{B} \partial \xi}$$

In addition,

$$\frac{\partial^2 \tau}{\partial \mathcal{B} \partial \mu} + \frac{\partial^2 \tau}{\partial \mathcal{B} \partial \mu_-} = 0 \text{ and } \frac{\partial^2 \tau}{\partial \xi \partial \mu} + \frac{\partial^2 \tau}{\partial \xi \partial \mu_-} = 0.$$

These properties extend to  $\mathcal{U}_c(\mu, \mu_-, \xi, \mathcal{B}, \sigma \epsilon)$  and  $\mathcal{X}(\mu, \mu_-, \xi, \mathcal{B}, \sigma \epsilon)$ .

We begin by obtaining the first order terms. Differentiate (97)-(99) of w.r.t  $\mathcal{B}_-$  to obtain

$$\tilde{\mathcal{B}}_{\mathcal{B}_-} = 1, \quad \tilde{\mu}_{\mathcal{B}_-} = \frac{1 - \beta}{\beta(-\bar{\mathcal{X}}_\mu - \bar{\mathcal{X}}_{\mu_-})}, \quad \tilde{\xi}_{\mathcal{B}_-} = \bar{U}_{c,\mu} \tilde{\mu}_{\mathcal{B}_-} + \bar{U}_{c,\mu_-} \tilde{\mu}_{\mathcal{B}_-}. \quad (100)$$

<sup>38</sup>In particular for a given  $\mathcal{B}_-$  the steady state  $\bar{\mu}$ ,  $\bar{\xi}$  solve

$$\frac{\mathcal{B}_-(1 - \beta)}{\beta} = \mathcal{X}(\bar{\mu}, \bar{\mu}, \bar{\xi}, \mathcal{B}_-, 0)$$

$$\bar{\xi} = \mathcal{U}_c(\bar{\mu}, \bar{\mu}, \bar{\xi}, \mathcal{B}_-, 0) = \bar{U}_c.$$

Next differentiate with respect to  $\epsilon$  to obtain

$$\tilde{\mathcal{B}}_\epsilon = \left( \frac{\mathcal{B}_- \bar{\mathcal{U}}_{c,\epsilon}}{\bar{\xi}\beta} + \bar{\mathcal{X}}_\epsilon \right) \left( \frac{1}{\beta} + \bar{\mathcal{X}}_{\mu_-} \tilde{\mu}_{\mathcal{B}_-} - \frac{\mathcal{B}_- \bar{\mathcal{U}}_{c,\mu}}{\beta \bar{\xi}} \tilde{\mu}_{\mathcal{B}_-} \right)^{-1}.$$

Using  $\tilde{\mu}_{\mathcal{B}_-} = \mathcal{O}(1 - \beta)$  from (100) it follows that

$$\left( \frac{1}{\beta} + \bar{\mathcal{X}}_{\mu_-} \tilde{\mu}_{\mathcal{B}_-} - \frac{\mathcal{B}_- \bar{\mathcal{U}}_{c,\mu}}{\beta \bar{\xi}} \tilde{\mu}_{\mathcal{B}_-} \right)^{-1} = \beta + \mathcal{O}(1 - \beta)$$

and thus

$$\tilde{\mathcal{B}}_\epsilon = \left( \frac{\mathcal{B}_- \bar{\mathcal{U}}_{c,\epsilon}}{\bar{\mathcal{U}}_c} + \beta \bar{\mathcal{X}}_\epsilon \right) + \mathcal{O}(1 - \beta) \quad (101)$$

Finally differentiating with respect to  $\sigma$  and some algebra yields  $\tilde{\mu}_\sigma = \tilde{\mathcal{B}}_\sigma = \tilde{\xi}_\sigma = 0$ .

Next we compute the the second order terms. Differentiating twice with respect to  $\mathcal{B}_-$  and simplifying we find that

$$\tilde{\mathcal{B}}_{\mathcal{B}_- \mathcal{B}_-} = 0, \quad \tilde{\mu}_{\mathcal{B}_- \mathcal{B}_-} = \frac{(\bar{\mathcal{X}}_{\mu\mu} + 2\bar{\mathcal{X}}_{\mu\mu_-} + \bar{\mathcal{X}}_{\mu_- \mu_-})}{\bar{\mathcal{X}}_\mu + \bar{\mathcal{X}}_{\mu_-}} \tilde{\mu}_{\mathcal{B}_-}^2. \quad (102)$$

It is easy to show that the cross-partials with  $\sigma$  are zero. Next differentiating equation (98) twice with respect to  $\sigma$  we can show that

$$\tilde{\mathcal{B}}_{\sigma\sigma} = -2\mathbb{E} \left[ \left( \frac{\bar{\mathcal{U}}_{c,\epsilon}}{\bar{\mathcal{U}}_c} \epsilon \right) (\tilde{\mathcal{B}}_\epsilon \epsilon) \right] - \mathbb{E}[\epsilon' \tilde{\mathcal{B}}_\epsilon \epsilon] + \mathcal{O}(1 - \beta). \quad (103)$$

We are left with  $\tilde{\mathcal{B}}_{\epsilon\epsilon}$  which, in principle, can be quite complicated with risk aversion. However, we show that for computing the ergodic mean of effective debt and the speed of mean reversion we do not need the second derivatives with respect to  $\epsilon$ . To see this note that the Taylor expansion of  $\tilde{\mathcal{B}}$  after dropping terms that we have already shown to be zero is

$$\begin{aligned} \tilde{B}(\sigma\epsilon, \mathcal{B}_-; \sigma) &= \mathcal{B}_- + \tilde{\mathcal{B}}_\epsilon \epsilon + \frac{1}{2} \epsilon' \tilde{\mathcal{B}}_{\epsilon\epsilon} \epsilon \sigma^2 - \frac{1}{2} \mathbb{E}[\epsilon' \tilde{\mathcal{B}}_{\epsilon\epsilon} \epsilon] \sigma^2 \\ &\quad - \mathbb{E} \left[ \left( \frac{\bar{\mathcal{U}}_{c,\epsilon}}{\bar{\mathcal{U}}_c} \epsilon \right) (\tilde{\mathcal{B}}_\epsilon \epsilon) \right] \sigma^2 + \mathcal{O}((1 - \beta)\sigma^2, \sigma^3). \end{aligned}$$

Taking expectations we then have that

$$\mathbb{E} \left( \tilde{B}(\sigma\epsilon, \mathcal{B}_-; \sigma) | \mathcal{B}_- \right) = \mathcal{B}_- - \mathbb{E} \left[ \left( \frac{\bar{\mathcal{U}}_{c,\epsilon}}{\bar{\mathcal{U}}_c} \epsilon \right) (\tilde{\mathcal{B}}_\epsilon \epsilon) \right] \sigma^2 + \mathcal{O}((1 - \beta)\sigma^2, \sigma^3). \quad (104)$$

Now substituting for  $\tilde{\mathcal{B}}_\epsilon$  from equation (101) in equation (104) and noting that for any  $\mathcal{B}$  we have

$$\begin{aligned} \mathcal{R}_{\tau(\mathcal{B})}(\sigma\epsilon; \sigma) - \mathcal{R}_{\tau(\mathcal{B})}(0; 0) &= \frac{\partial \mathcal{R}_{\tau(\mathcal{B})}(\sigma\epsilon; \sigma)}{\partial \epsilon} \sigma \epsilon + \mathcal{O}(\sigma^2), \\ \chi_{\tau(\mathcal{B})}(\sigma\epsilon; \sigma) - \chi_{\tau(\mathcal{B})}(0; 0) &= \frac{\partial \chi_{\tau(\mathcal{B})}(\sigma\epsilon; \sigma)}{\partial \epsilon} \sigma \epsilon + \mathcal{O}(\sigma^2), \end{aligned}$$

we get

$$\mathbb{E} \left( \tilde{B}(\sigma\epsilon, \mathcal{B}_-; \sigma) | \mathcal{B}_- \right) = \mathcal{B}_- - \beta^2 \text{var}(\mathcal{R}_{\tau(\mathcal{B}_-)}) \mathcal{B}_- - \beta^2 \text{cov}(\mathcal{R}_{\tau(\mathcal{B}_-)}, \mathcal{X}_{\tau(\mathcal{B}_-)}) + \mathcal{O}((1-\beta)\sigma^2, \sigma^3). \quad (105)$$

As  $\tau(\mathcal{B})$  satisfies the implicit equation (46), we can differentiate (46) with respect to  $\mathcal{B}$  to see that

$$\frac{\partial \tau(\mathcal{B})}{\partial \mathcal{B}} \mathbb{E} \frac{\partial}{\partial \tau} \mathcal{X}_{\tau(\mathcal{B})} = \frac{1-\beta}{\beta} = \mathcal{O}(1-\beta).$$

As  $\beta \rightarrow 1$ ,  $\tau(\mathcal{B}) \rightarrow \tau(0)$  and thus  $\mathbb{E} \left( \frac{\partial \mathcal{X}_{\tau(\mathcal{B})}}{\partial \tau} \right)$  limits to a constant as  $\beta \rightarrow 1$  which implies that

$$\frac{\partial \tau(\mathcal{B})}{\partial \mathcal{B}}, \frac{\partial}{\partial \mathcal{B}} \mathcal{X}_{\tau(\mathcal{B})} \text{ and } \frac{\partial}{\partial \mathcal{B}} \mathcal{R}_{\tau(\mathcal{B})} = \mathcal{O}(1-\beta).$$

After taking first order conditions with respect to  $\mathcal{B}$  of the variance minimization Problem (45) we find that  $\mathcal{B}^*$  satisfies

$$\mathbb{E} \left( \mathcal{R}_{\tau(\mathcal{B}^*)} \mathcal{B}^* + \mathcal{X}_{\tau(\mathcal{B}^*)} \right) \left( \mathcal{R}_{\tau(\mathcal{B}^*)} + \mathcal{B}^* \frac{\partial}{\partial \mathcal{B}} \mathcal{R}_{\tau(\mathcal{B}^*)} - \frac{\partial}{\partial \mathcal{B}} \mathcal{X}_{\tau(\mathcal{B}^*)} \right) = 0.$$

Rearranging terms and using our expressions from above<sup>39</sup> we get

$$\mathcal{B}^* = - \frac{\text{cov}(\mathcal{R}_{\tau(\mathcal{B}^*)}, \mathcal{X}_{\tau(\mathcal{B}^*)})}{\text{var}(\mathcal{R}_{\tau(\mathcal{B}^*)})} + \mathcal{O}(1-\beta).$$

Finally  $\tau(\mathcal{B}^*) - \tau(\mathcal{B}) = \mathcal{O}(1-\beta)$  and thus

$$\mathcal{B}^* = - \frac{\text{cov}(\mathcal{R}_{\tau(\mathcal{B}^*)}, \mathcal{X}_{\tau(\mathcal{B}^*)})}{\text{var}(\mathcal{R}_{\tau(\mathcal{B}^*)})} = - \frac{\text{cov}(\mathcal{R}_{\tau(\mathcal{B})}, \mathcal{X}_{\tau(\mathcal{B})})}{\text{var}(\mathcal{R}_{\tau(\mathcal{B})})} + \mathcal{O}(1-\beta). \quad (106)$$

Using (106) and  $1 - x\sigma^2 = \frac{1}{1+x\sigma^2} + \mathcal{O}(\sigma^3)$  we then can rewrite (105) as

$$\mathbb{E} \left( \tilde{B}(\sigma\epsilon, \mathcal{B}_-; \sigma) | \mathcal{B}_- \right) = \mathcal{B}^* + \frac{1}{1 + \beta^2 \text{var}(\mathcal{R}_{\tau(\mathcal{B}^*)})} (\mathcal{B}_- - \mathcal{B}^*) + \mathcal{O}((1-\beta)\sigma^2, \sigma^3).$$

The expressions for the ergodic mean of  $\tilde{B}$  and speed of mean reversion reported in Proposition 7 follow immediately.

## B Discount Factor Shocks

### Quasilinear preferences

Following the specification in Albuquerque et al. (2016), we modify agent's preferences over consumption and labor to

---

<sup>39</sup> $\mathcal{B}^*$  that solves the the risk minimizing level of debt that solves (45) is implicitly as a function of  $\beta$ . It can be verified that  $\lim_{\beta \rightarrow 1} \tau_{\mathcal{B}^*(\beta); \beta} = \tau(0)$ . For the remainder of this proof we will drop the implicit dependence on  $\beta$ .

$$\mathbb{E}_0 \sum_{t=0}^{\infty} \beta^t \eta_t \left( c_t - \frac{l_t^{1+\gamma}}{1+\gamma} \right). \quad (107)$$

We maintain the rest of the assumptions of Section 3.3.

**Proposition 8.** *Suppose preferences satisfy (107). Let  $\{\tilde{\tau}_t, \tilde{B}_t\}_t$  be the optimal tax, debt policy in an economy with initial debt  $B_{-1}$  and shocks  $(p, g, \theta, \eta)$  with  $\eta(s) = 1$  for all  $s$ . There exists an economy with shocks  $(p', g', \theta', \eta')$ , where  $p'(s) = 1$  and  $\eta'(s) = p(s)$ ,  $g'(s) = \frac{g(s)}{p(s)}$ ,  $\theta'(s) = \theta(s)p(s)^{-\left(\frac{\gamma}{1+\gamma}\right)}$  and initial debt  $B'_{-1} = \eta'_{-1}B_{-1}$  such that the optimal policy  $\{\tilde{\tau}'_t, \tilde{B}'_t\}_t$  for such economy satisfies  $\tilde{\tau}'_t(s^t) = \tilde{\tau}_t(s^t)$  and  $\tilde{B}'_t(s^t) = \eta'_t(s^t)B(s^t)$  for histories  $s^t$ .*

*Proof.* Allowing for  $\eta_t$  modifies the  $R_t = \frac{p_t \eta_t - 1}{\beta \mathbb{E}_{t-1} \eta_t p_t}$ . Define  $\mathcal{B}_t = \eta_t B_t$  and multiplying the implementability constraint (9) by  $\eta_t$ , the optimal allocation maximizes the objective function in equation (107) subject to

$$\frac{p_t \eta_t}{\beta \mathbb{E}_{t-1} \eta_t p_t} \mathcal{B}_{t-1} + \eta_t g_t = \eta_t (\theta_t l_t - l_t^{1+\gamma}) + \mathcal{B}_t, \quad (108a)$$

$$c_t + g_t = \theta_t l_t. \quad (108b)$$

Let  $\mu_t, \xi_t$  be the multipliers on (108a) and (108b). The first order conditions with respect to  $c_t$  and  $l_t$  are

$$\begin{aligned} \xi_t &= \eta_t, \\ -\eta_t l_t^\gamma + \mu_t \eta_t (\theta_t - (1+\gamma)l_t^\gamma) + \theta_t \xi_t &= 0. \end{aligned}$$

Substituting for  $\xi_t$  we obtain,

$$\tau_t l_t = \theta_t l_t - l_t^{1+\gamma} = \theta_t^{\frac{1+\gamma}{\gamma}} \Phi(\mu_t), \quad (109)$$

where  $\Phi(\cdot)$  is defined in equation (59). Combining (109) with (108a) the optimal allocation satisfies

$$\frac{p_t \eta_t}{\beta \mathbb{E}_{t-1} \eta_t p_t} \mathcal{B}_{t-1} + \eta_t g_t = \eta_t \theta_t^{\frac{1+\gamma}{\gamma}} \Phi(\mu_t) + \mathcal{B}_t, \quad (110)$$

$$\mu_{t-1} = \mathbb{E}_{t-1} \eta_t p_t \mu_t. \quad (111)$$

The solutions  $\{\mathcal{B}_t, \mu_t\}$  that solve (110) and (111) are invariant across economies that differ in  $\{p_t, g_t, \theta_t, \eta_t\}_t$  as long they have the same values for  $p_t \eta_t$ ,  $\eta_t g_t$  and  $\eta_t \theta_t^{\frac{1+\gamma}{\gamma}}$ .  $\square$

## Risk aversion

We show that the level of risk minimizing debt up to  $\mathcal{O}(\sigma, (1-\beta))$  terms is the same if we use discount factor shocks  $\eta(s)$  in place of payoff shocks  $p(s)$ . The counterpart of Problem (43) with discount factor shocks can be also expressed recursively with the state variable  $\mathcal{B}_t = \eta_t U_{c,t} B_t$ .



The implementability constraint then becomes

$$\frac{\mathcal{B}_- U_c(s)\eta(s)}{\beta \mathbb{E} U_c(s)\eta(s)} + \eta(s)\mathcal{X}(s) = \mathcal{B}(s).$$

In comparison to the same expression with payoff shocks

$$\frac{\mathcal{B}_- U_c(s)p(s)}{\beta \mathbb{E} U_c(s)p(s)} + \mathcal{X}(s) = \mathcal{B}(s),$$

both  $\eta(s)$  and  $p(s)$  appear in a similar fashion in the effective returns term. However, the deficits are adjusted by the discount factor shocks and not by the payoff shocks. Let  $\mathcal{R}_t = \frac{\eta_t U_{c,t}}{\beta \mathbb{E}_{t-1} \eta_t U_{c,t}}$  and  $\mathcal{X}_t = U_{c,t}c_t + U_{l,t}l_t$ . Augmenting Problem (45), the risk minimizing level  $\hat{\mathcal{B}}^*$  with discount factor shocks is then given by

$$\hat{\mathcal{B}}^* \equiv \arg \min_{\mathcal{B}} \text{var} \left( \mathcal{R}_{\tau(\mathcal{B})} \mathcal{B} + PV(\eta \mathcal{X}_{\tau(\mathcal{B})}) \right). \quad (112)$$

**Proposition 9.** *Let  $\mathcal{B}^*$  and  $\hat{\mathcal{B}}^*$  be solutions to minimization problems (45) and (112) respectively, we have*

$$\hat{\mathcal{B}}^* = \mathcal{B}^* + \mathcal{O}(\sigma, 1 - \beta).$$

*Proof.* Arguments on the lines in Appendix A.5 shows that

$$\hat{\mathcal{B}}^* = \arg \min_{\mathcal{B}} \text{var} \left[ \left( \mathcal{R}_{\tau(0)} \mathcal{B} + PV(\eta \mathcal{X}_{\tau(0)}) \right) \right] + \mathcal{O}(1 - \beta).$$

The first order condition with respect to  $\mathcal{B}$  gives

$$\mathbb{E} \left[ \left( \mathcal{R}_{\tau(0)} - \frac{1}{\beta} \right) \left( \left( \mathcal{R}_{\tau(0)} - \frac{1}{\beta} \right) \hat{\mathcal{B}}^* + PV(\eta \mathcal{X}_{\tau(0)}) \right) \right] = 0.$$

A little algebra shows that, under the normalization of  $\mathbb{E}\eta = 1$ ,

$$PV(\eta \mathcal{X}_{\tau(0)}) = PV(\mathcal{X}_{\tau(0)}) + PV(\eta) \mathbb{E} \mathcal{X}_{\tau(0)} + \mathcal{O}(\sigma^2) = PV(\mathcal{X}_{\tau(0)}) + \mathcal{O}(\sigma^2, (1 - \beta)\sigma).$$

Thus

$$\text{var}(\mathcal{R}_{\tau(0)}) \hat{\mathcal{B}}^* + \text{cov}(\mathcal{R}_{\tau(0)}, PV(\mathcal{X}_{\tau(0)})) + \mathcal{O}(\sigma^3, (1 - \beta)\sigma^2) = 0,$$

and after dividing by  $\text{var}(\mathcal{R}_{\tau(0)})$  we recover

$$\hat{\mathcal{B}}^* = - \frac{\text{cov}(\mathcal{R}_{\tau(0)}, PV(\mathcal{X}_{\tau(0)}))}{\text{var}(\mathcal{R}_{\tau(0)})} + \mathcal{O}(\sigma, 1 - \beta).$$

□

## C Numerical Appendix

To obtain the optimal allocation we approximate functions

$$\left\{ c_{s,s_-}(\cdot), l_{s,s_-}(\cdot), \xi_{s,s_-}(\cdot), \mu'_{s,s_-}, \mathcal{B}_{s_-}(\cdot) \right\}$$

for  $s, s_- \in S \times S$ , all defined on a compact interval  $[\mu_{min}, \mu_{max}]$ , that satisfy the following set of equations

$$0 = \begin{cases} \theta(s)l_{s,s_-}(\mu) - c_{s,s_-}(\mu) - g(s) \\ \frac{\mathcal{B}_s(\mu)p(s)U_c(c_{s,s_-}(\mu))}{\beta\mathbb{E}_{s_-}U_c(c(\mu))^p} - U_c(c_{s,s_-}(\mu))c_{s,s_-}(\mu) - U_l(l_{s,s_-}(\mu))l_{s,s_-}(\mu) - \mathcal{B}_s(\tilde{\mu}_{s,s_-}) \\ \tilde{\mu}_{s,s_-} - \min\{\mu_{max}, \max\{\mu'_{s,s_-}(\mu), \mu_{min}\}\} \\ U_l(l_{s,s_-}(\mu)) - \mu'_{s,s_-}(\mu)(U_l(l_{s,s_-}(\mu))l_{s,s_-}(\mu) + U_l(l_{s,s_-}(\mu))) + \theta\xi_{s,s_-}(\mu) \\ \mu - \mathbb{E}_{s_-}\left[\mu'_{s,s_-}(\mu)\left(\frac{p(s)U_c(c_{s,s_-}(\mu))}{\mathbb{E}_{s_-}U_c(c(\mu))^p}\right)\right] \\ U_c(c_{s,s_-}(\mu)) - \mu'_{s,s_-}(\mu)(U_{cc}(c_{s,s_-}(\mu))c_{s,s_-}(\mu) + U_c(c_{s,s_-}(\mu))) + \frac{\mathcal{B}_s(\mu)p(s)U_{cc}(c_{s,s_-}(\mu))}{\beta\mathbb{E}_{s_-}U_c(c(\mu))^p}(\mu'_{s,s_-}(\mu) - \mu) - \xi_{s,s_-}(\mu) \end{cases}$$

These equations are the resource constraints, implementability constraints, and the first order necessary conditions with respect to  $l(s)$ ,  $\mathcal{B}(s)$  and  $c(s)$  for the  $t \geq 1$  recursive Bellman equation stated in (43). We describe our numerical procedure below:

1. Domain: The functions are defined on domain that has a mix of discrete states, i.e.,  $s, s_-$  and continuous states  $\mu \in [\mu_{min}, \mu_{max}]$ .
  - (a) To obtain  $S$ , and  $\pi(s|s_-)$ , we follow Kopecky and Suen (2010) to obtain a 5 state discrete approximation for the shock processes. For the shocks  $\epsilon_p, \epsilon_g$  we use a 5 state Gaussian quadrature.
  - (b) The bounds on domain for  $\mu$  indirectly impose bounds on  $\mathcal{B}$ .<sup>40</sup> We use 30 points on the  $\mu$  grid, with more points near both the end points.
2. All functions are indexed with  $s, s_-$  and for the  $\mu$  dimension we use cubic splines as basis functions with the knot points placed on the 30 grid points that we chose in the previous step.
3. Next we iterate on the functions  $\{\mathcal{B}_s(\cdot)\}_{s \in S}$ 
  - (a) Start with a guess for  $\{\mathcal{B}_s^j(\cdot)\}_{s \in S}$
  - (b) For each point  $\mu, s_-$  we use the  $\mathcal{B}_s^j$  for evaluating  $\mathcal{B}_s(\tilde{\mu}_{s,s_-})$  substituting  $\tilde{\mu}_{s,s_-} = \min\{\mu_{max}, \max\{\mu'_{s,s_-}(\mu), \mu_{min}\}\}$  in first equation in the system of equations above. Then using a non-linear root solver get  $c(s; \mu, s_-), l(s; \mu, s_-), \xi(s; \mu, s_-), \mu'(s; \mu, s_-), \mathcal{B}(\mu, s_-)$  as  $4S + 1$  unknowns in  $4S + 1$  equations.
  - (c) Lastly we update  $\{\mathcal{B}_s^{j+1}(\cdot)\}_s$  by interpolating the  $\mathcal{B}(\mu, s)$  that we solved in the previous step.
  - (d) Iterate until  $\sup_{\mu, s_-} \|\mathcal{B}_s^{j+1}(\mu) - \mathcal{B}_s^j(\mu)\| \leq 1e - 5$
4. To check that our solution to the first order conditions is a global maximum, we compute the value function for the government using the policy rules solved in steps 1-4 and use a numerical global optimizer to confirm that the solution to the first order condition also achieve the maximum value for the government.
5. The time-0 problem is solved using the time 0 first order conditions and our approximation of the solution  $t \geq 1$  policy rules.

<sup>40</sup>Since the natural debt limit implies that a  $\mu_{max} = \infty$ , our  $\mu$  grid,  $[\mu_{min}, \mu_{max}]$  ensures that the implied debt limits are tighter than the natural debt limit

## Competitive Equilibrium

Here we detail the methodology used to solve for the competitive equilibrium under the tax rule in equation (52). Given the tax rule in equation (52)<sup>41</sup> a competitive equilibrium satisfies

$$\begin{aligned} c_t^{-\alpha}(1 - \tau_t)\theta(s_t) &= l_t^\gamma, \\ c_{t-1}^{-\alpha} &= \beta \mathbb{E}_{t-1} \frac{p(s_t)}{q_{t-1}} c_t^\alpha, \\ c_t + g(s_t) &= \theta(s_t)l_t. \end{aligned}$$

To compute the competitive equilibrium we begin by noting that, conditional on the shocks  $g(s_t), \theta(s_t)$ , the combination of labor leisure choice and the aggregate resource constraint pin down  $c$  and  $l$  for any choice of  $\tau$ . This implicitly defines the functions  $c(\tau, s)$  and  $l(\tau, s)$ . The lagged variables in equation (52) imply that the state variable for this problem will be at least  $z_{t-1} = (\tau_{t-1}, R_{t-1}, B_{t-1}, s_{t-1})$ .<sup>42</sup> Our goal is to determine the  $\tau(s_t)$  that satisfy (52) conditional on  $z_{t-1}$ , however we face the immediate problem that many of the variables on the R.H.S. of (52) are endogenous objects. Fortunately this reduces to solving a system of  $S$  non-linear equations and  $S$  unknowns.

Begin with a guess of the equilibrium  $\tau(s)$  given the previous state  $z_-$ . Output for each realization of the aggregate shock  $s$  is given by  $y(s) = \theta(s)l(\tau(s), s)$ , while the return is

$$R(s) = \frac{(y_- - g(s_-))^{-\alpha} p(s)}{\beta \sum_s \Pi(s, s_-) c(\tau(s), s)^{-\alpha}}.$$

From equation (52) the prescribed tax policy can be computed as

$$\hat{\tau}(s) = (1 - \rho_\tau)\bar{\tau} + \rho_\tau \tau_- + \rho_Y \log y(s) + \rho_{Y_-} \log y_- + \rho_g g(s) + \rho_{g_-} g(s_-) + \rho_R R(s) + \rho_{R_-} R_- + \rho_B \log B_-.$$

The competitive equilibrium is found by solving for the vector  $\tau(s)$  such that  $\hat{\tau}(s) = \tau(s)$  for all  $s$ . For a given realization of the shock  $s$  the current state  $z$  is determined by using the government budget constraint to solve for  $B(s)$  (as  $y(s)$  and  $R(s)$  were determined above).

---

<sup>41</sup>We additionally impose that government debt to GDP cannot exit the region  $[.1, 3.]$ . The government will only violate (52) if its debt level would exit this region and would set tax policy to ensure issued government debt was set at the boundary of this admissible region. This event never occurs in our simulations and the numerical procedure to do this follows identically to what is described below.

<sup>42</sup> $y_{t-1}$  is not required as  $\tau_{t-1}$  and  $s_{t-1}$  jointly determine  $y_{t-1}$ .

## Policy Rules for Debt and Ergodic Distributions

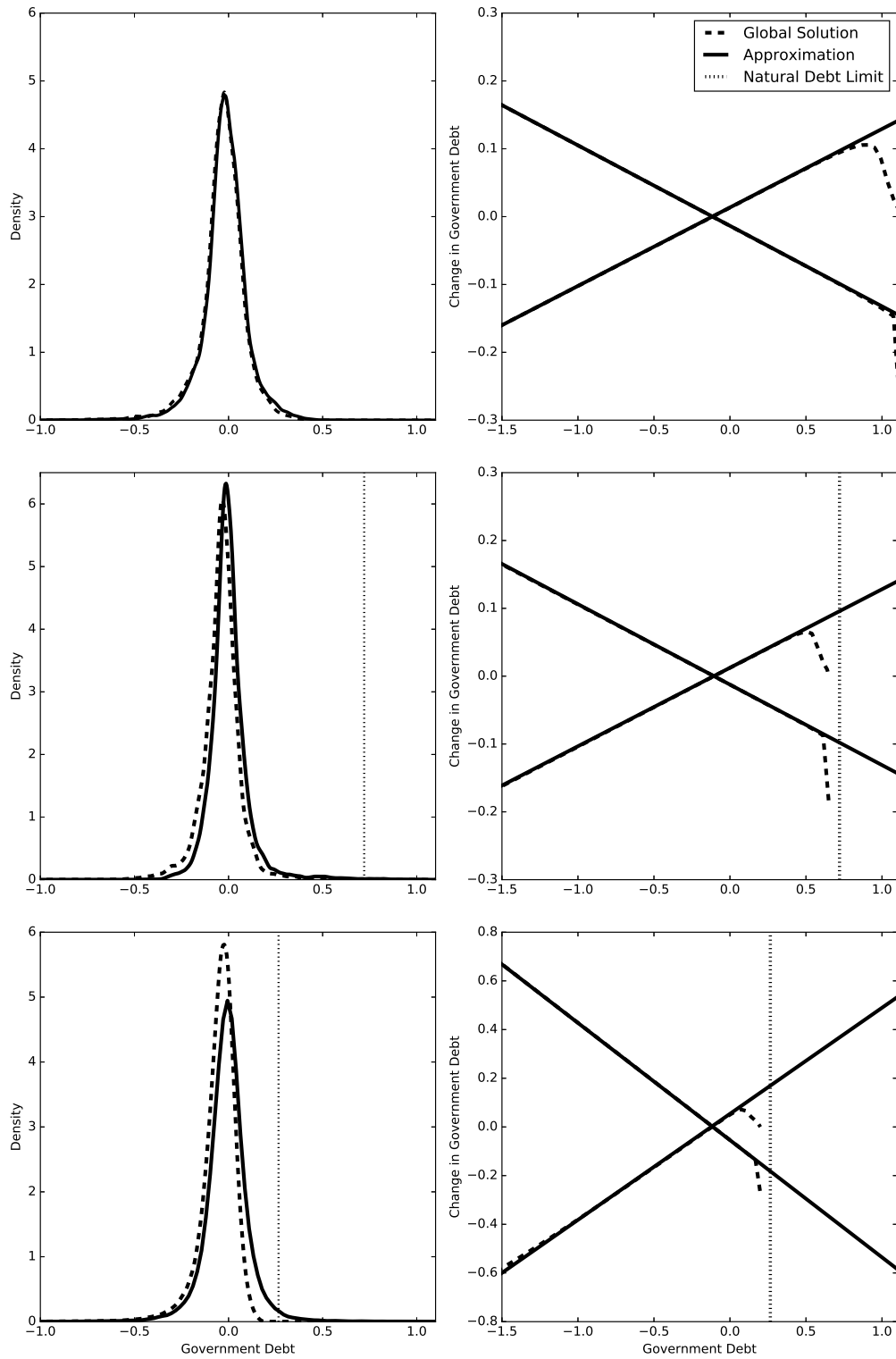


Figure I: Using the quadratic approximation (solid line) and a numerical solution (dashed line), the top, middle, and bottom panels plot smoothed kernel densities (left side) and decision rules (right side) associated with baseline parameters in Table I, high discount factor ( $\beta = 0.90$ ) and large shocks ( $\sigma = 4$ ) settings. The right panel displays policies  $\tilde{B}(s, B_-) - B_-$  for two values of  $s$  that correspond to the smallest and the largest pairs of  $(g(s), p(s))$ .

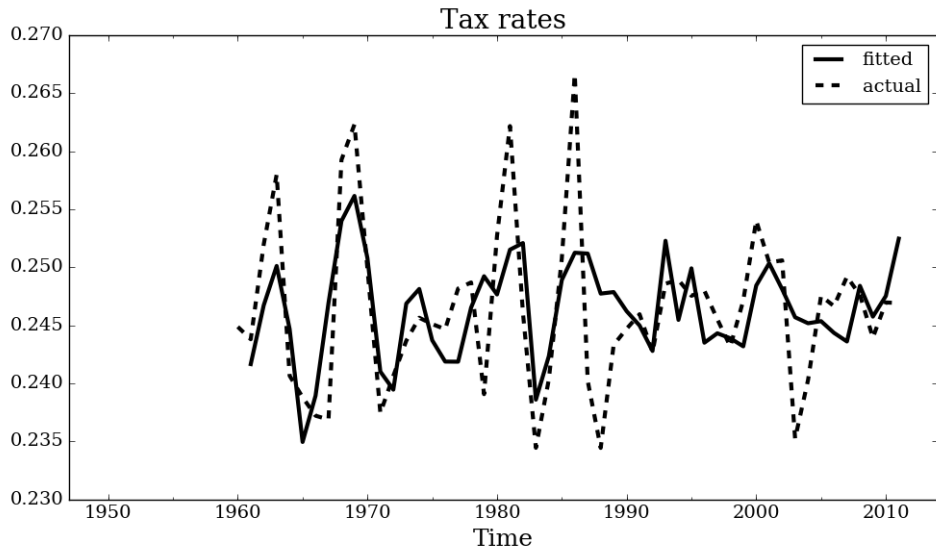


Figure II: Fitted debt versus (H.P. filtered) average marginal tax rates

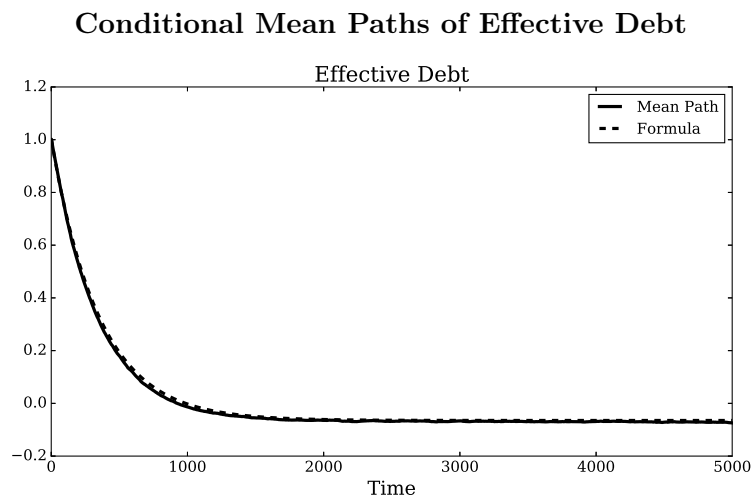


Figure III: The solid line is the conditional mean path for effective debt,  $\mathbb{E}_0 \mathcal{B}_t$  after averaging across 10000 simulated paths. The dashed line is computed using the formula 53.

### Conditional Mean Paths of Portfolio Holdings

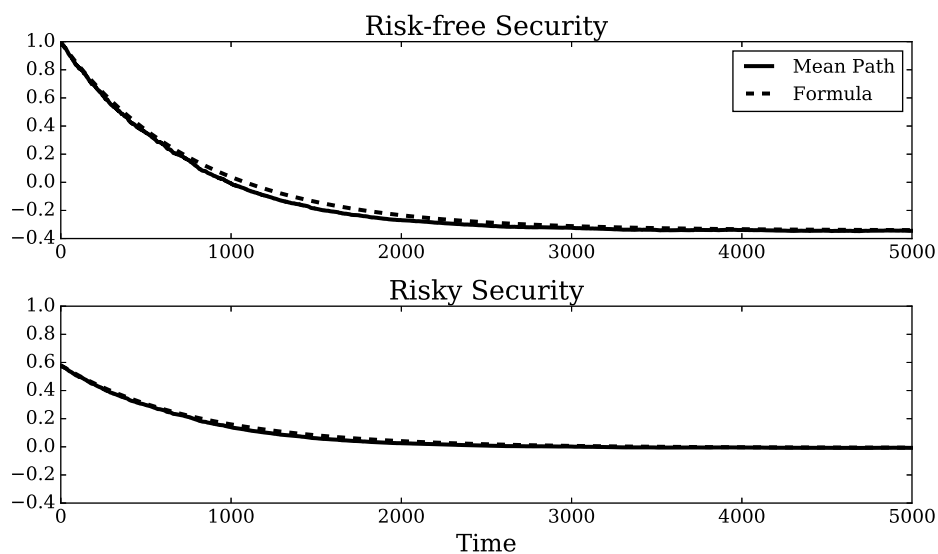


Figure IV: Marginal utility weighted holdings of the risk free bond (top) and “stock market” security (bottom). Solid lines represent paths computed using the global methods, while dashed line represent our approximations. Positive values implies that the government is shorting the security, thus the government is initially in debt holding negative positions in both securities.

Parameter	Value	Moments	Values
$\bar{g}$	0.26	mean government expenditure relative to output	26%
std. $\epsilon_g$	0.01	std. of log government expenditures	2.6%
std. $\epsilon_{\hat{p}}$	0.05	std. of returns of debt portfolio	5.1%
$\chi$	0.67	correlation of returns and log government expenditures	0.08

Table I: Parameters and moments used for comparing the accuracy of the quadratic approximations in the quasilinear economy.



Param	Value	Moment	Model	Data
Log Output				
$\sigma_\theta$	0.02	std. dev	1.7%	1.6%
$\rho_\theta$	0.35	auto corr	0.23	0.23
Returns				
$\sigma_p$	0.05	std. dev	5.2%	5.1%
$\chi_p$	0.25	corr with $\log y_t$	-0.008	-0.004
Log expenditures				
$\bar{g}$	0.26	mean $g_t/y_t$	26%	26%
$\sigma_g$	0.02	std. dev	2.6%	2.6%
$\chi_g$	-0.2	corr with $\log y_t$	-0.14	-0.15

Table II: Parameters and targeted moments in the competitive equilibrium with fitted U.S. tax policies.

Parameter	Value
$\bar{\tau}$	0.25 (0.021)
$\rho_{\tau_-}$	0.19 (0.14)
$\rho_y, \rho_{y_-}$	0.09 (0.08), 0.21 (0.08)
$\rho_g, \rho_{g_-}$	0.11 (0.06), 0.11 (0.06)
$\rho_R, \rho_{R_-}$	0.04 (0.03), -0.02 (0.03)
$\rho_B$	0.02, (0.05)

Table III: OLS estimates for tax rule. The numbers in brackets are standard errors.

Moments	Baseline			1 yr. yields		Risk-free bond	
	global solution	quadratic approx.	VAR	global solution	quadratic approx.	global solution	quadratic approx.
Effective debt, $\mathcal{B}_t$							
mean	-7%	-7%	-6%	-24%	-23%	-42%	-42%
half-life (years)	237	244	249	655	678	1244	1299
std.	18%	20%	-	25%	33%	18%	46%
Tax rates, $Z_t$							
mean	20%	20%	-	20%	20%	20%	20%
half-life (years)	263	244	-	667	678	1234	1299
std.	0.2%	0.4%	-	0.3%	0.7%	0.2%	0.9%

Table IV: Ergodic moments for effective debt and tax revenues.

Parameter	Value
$\alpha_y$	-0.83
$\alpha_\chi$	0.50
$\text{cov}(\mathcal{R}, \log y)/\text{var}(\mathcal{R})$	0.063
$\text{cov}(\mathcal{R}, \chi)/\text{var}(\mathcal{R})$	-0.006
$\text{var}(\mathcal{R})$	0.003

Table V: VAR estimates

Portfolio holdings	global solution	quadratic approx
risk-free bond	-42.40%	-43.00%
risky asset	-0.05%	0.06%

Table VI: Ergodic portfolio using global solution and formula (49)